

Comprehensive Enrollment Report

2019 Summer Semester

Prepared by the
UMKC Data Warehouse
5100 Rockhill Road
Kansas City, MO 64110
umkcdatawarehouse@umkc.edu



Comprehensive Enrollment Report

2019 Summer Semester

Definitions 5

University Totals 8

Henry W. Bloch School of Management Enrollments 10

Accountancy Enrollments 12

Business Administration Enrollments 14

Cookingham Institute Enrollments 16

Finance Enrollments 17

Lewis White Real Estate Center Enrollments 18

College of Arts & Sciences Enrollments 19

Archit & Urban Plan & Design Enrollments 21

Art & Art History Enrollments 22

Chemistry Enrollments 23

Communications Studies Enrollments 24

Criminal Justice & Criminology Enrollments 25

Economics Enrollments 27

English Language & Literature Enrollments 28

Foreign Languages & Literature Enrollments 29

Geosciences Enrollments 30

History Enrollments 31

KA&S - General Enrollments 32

Mathematics & Statistics Enrollments 34

Philosophy Enrollments 35

Physics & Astronomy Enrollments 36

Political Science Enrollments 37

Psychology Enrollments 38

Social Work Enrollments 39

Sociology Enrollments 40

Theatre Enrollments 41

Conservatory of Music & Dance Enrollments 42

 Composition, Music Theory, Mus Enrollments 43

 Conservatory - General Enrollments 44

 Dance Enrollments 45

 Instrumental Studies Enrollments 46

 Jazz Studies Enrollments 47

 Keyboard Studies Enrollments 48

 Music Education/Music Therapy Enrollments 49

 Vocal Studies Enrollments 50

School of Biol and Chem Sci Enrollments 51

 Biology Instructional Enrollments 53

School of Computing & Engineering Enrollments 55

 Civil & Mechanical Engineering Enrollments 57

 Comp Sci & Elect Engr Enrollments 59

 SCE - General Enrollments 61

School of Dentistry Enrollments 62

 Adv Educ in General Dentistry Enrollments 63

 Dental Hygiene Enrollments 64

 Endodontics Enrollments 65

 Oral and Craniofacial Sciences Enrollments 66

 Periodontics Enrollments 67

 Restorative Clinical Sciences Enrollments 68

School of Education Enrollments 69

 Counsel and EducPsychology Enrollments 70

 Educ Ldr & Policy Fnd Enrollments 71

 Education - General Enrollments 72

 Teach Educ and Curric Studies Enrollments 73

School of Graduate Studies Enrollments 75

 Graduate Studies Enrollments 76

School of Law Enrollments 77

Law General Enrollments 78

School of Medicine Enrollments 79

 Anesthesia Program Enrollments 80

 Biomedical/Health Informatics Enrollments 81

 Medicine - General Enrollments 82

School of Nursing & Health Studies Enrollments 83

 Nursing General Enrollments 85

School of Pharmacy Enrollments 87

 Pharmacy - General Enrollments 88

University College Enrollments 89

 University College Enrollments 90

Honors College Enrollment 91

Headcounts by Academic Plan 93


Student Credit Hour Production by Academic Plan 102

Student Credit Hour Production by Courses Taught 112

Ethnicity by Admission Type 126

Geographic Origin of Students by State 129

Headcounts by Citizenship 130



Comprehensive Enrollment Report

2019 Summer Semester

Definitions

In an effort to provide finer breakdowns and groupings, the UMKC Data Warehouse is providing the following additional definitions to report users so that they may better utilize the report.

Academic Group

The Academic Group is college or school within the University. Example: College of Arts & Sciences

Academic Organization

An academic organization is a subunit of an academic group; typically a department within a school or college. Example: Public Affairs Department in the Henry W Bloch School of Business and Public Administration.

Academic Career

An academic career is the grouping of academic work within a level of study. This also refers to a grouping of all academic work undertaken by a student that is grouped into a single student record (transcript). The academic careers used at UMKC are Undergraduate, Graduate, Dental, Medical, Pharmacy, and Law. Many times, the last four careers will be summarized as "Professional."

Academic Plan

The Academic Plan is the degree program the student has chosen to study. This also includes all non-degree seekers who will not receive a degree for their coursework, although the coursework will be given credit and accounted for on the student's transcript.

Asian (Ethnicity)

Students in this category self identify as Asian and are from one of the major ethnic sub-populations of Chinese, Filipino, Japanese, Korean, Asian Indian or Thai.

Asian Underrepresented (Ethnicity)

Students in this category self identify as Asian but are not from one of the major ethnic sub-populations of Chinese, Filipino, Japanese, Korean, Asian Indian or Thai.

Continuing (Admit Type)

Students who were admitted previous to the semester and are continuing their academic coursework. Exception: Students admitted in the summer semester may be counted in the immediately following fall semester in their normal admission type category.

Doctoral - Research (Academic Level)

A Ph.D. or other doctor's degree that requires advanced work beyond the master's level, including the preparation and defense of a dissertation based on original research, or the planning and execution of an original project demonstrating substantial artistic or scholarly achievement. Some examples of this type of degree may include Ed.D., D.M.A., D.B.A., D.Sc., D.A., or D.M., and others, as designated by the awarding institution. Abbreviation - DOC - RSRCH

Doctoral - Professional (Academic Level)

A doctor's degree that is conferred upon completion of a program providing the knowledge and skills for the recognition, credential, or license required for professional practice. The degree is awarded after a period of study such that the total time to the degree, including both pre-professional and professional preparation, equals at least six full-time equivalent academic years. Some of these degrees were formerly classified as "first-professional" and may include: Chiropractic (D.C. or D.C.M.); Dentistry (D.D.S. or D.M.D.); Law (L.L.B. or J.D.); Medicine (M.D.); Optometry (O.D.); Osteopathic Medicine (D.O.); Pharmacy (Pharm.D.); Podiatry (D.P.M., Pod.D., D.P.); or, Veterinary Medicine (D.V.M.), and others, as designated by the awarding institution. Abbreviation - DOC - PROF.

Dual High School (Admit Type)

High school students admitted to UMKC for collegiate level coursework whilst they are concurrently enrolled in secondary school. These students may be taking classes on-campus, via coursework offered in their high school which is given college credit, or via courses offered through distance education that received college credit.

First Time College (Admit Type)

Students admitted to UMKC for their initial collegiate coursework.

Full Time (Academic Load)

Undergraduate students enrolled in at least 12 credit hours during the Fall or Spring semester, or 6 credit hours during the summer semester are considered full time students. Graduate students, excluding Doctoral - Professional

students, are considered full time if they are enrolled in 9 credit hours during the Fall and Spring semesters, and 5 credit hours or more during the summer semester. Doctoral - Professional students, excluding Professional Law students, are considered full time students if they are enrolled in at least one professional class, regardless of the credit hours assigned to the class. Professional Law students are considered full time students if they are enrolled in 12 credit hours or more during the Fall and Spring semesters, or 6 credit hours or more during the summer.

Graduate - Certificate (Academic Level)

Students enrolled at UMKC whose primary degree is a certificate program.

Graduate - External (Admit Type)

Students that have applied to UMKC for graduate studies, that were previously an enrolled at a different institution.

Graduate - Internal (Admit Type)

Students that have applied to UMKC for graduate studies, that were previously a UMKC undergraduate.

High School College Program (Residency)

Students receiving the High School College Program residency are charged one third the normal rate of the in state missouri tuition cost. In order to receive this rate, the student must be participating in the HSCP program and must be completing all their coursework at their designated high school. If a HSCP student elects to take a class on-campus, the student must pay the full in state rate for all coursework taken that semester.

Masters (Academic Level)

An award that requires the successful completion of a program of study of at least the full-time equivalent of 1 but not more than 2 academic years of work beyond the bachelor's degree. These counts also include all Graduate Certificates as well.

Medical Regional (Residency)

The School of Medicine offers a reduced tuition rates for newly admitted students from Kansas, Oklahoma, Nebraska, Arkansas and Illinois. The rate will be 1.5 times the resident rate.

Metro Rate (Residency)

The Metro Rate is a program benefiting undergraduate and graduate, non-professional students who are legal residents of Atchison, Douglas, Franklin, Jackson, Jefferson, Johnson, Leavenworth, Miami, Osage, Shawnee or Wyandotte counties in Kansas. These students will be assessed educational fees equivalent to those of a Missouri resident (the "in-state" rate).

Midwest Student Exchange (Residency)

The Midwest Student Exchange Program (MSEP) is an interstate initiative established by the Midwestern Higher Education Commission to increase educational opportunities for students in its member states. This program enables residents of Illinois, Kansas, Michigan, Minnesota, Missouri, Nebraska and North Dakota to enroll in designated institutions and selected programs at reduced tuition levels outside of their home state.

Multiple Race / Ethnicity (Ethnicity)

Starting in June 2009, the US Department of Education adopted a new ethnicity model that allowed students to self identify as more than one racial background. These students are identified as "More than one Race/Ethnicity".

Non Degree (Academic Level)

Students enrolled at UMKC for coursework, but are not seeking an awardable degree.

Non-Missouri Resident (Residency)

Domestic students from any state or territory other than Missouri, with the exception of those students eligible for the Metro Rate, Medical Regional Rate, or Midwest Exchange Residency. Students in this residency rate pay a rate as approved by the Board of Curators which is typically higher than the Missouri Resident rate.

Part Time (Academic Load)

Undergraduate students enrolled in less than 12 credit hours during the Fall or Spring semester, or less than 6 credit hours during the summer semester are considered full time students. Graduate students, excluding Doctoral - Professional students, are considered full time if they are enrolled in less than 9 credit hours during the Fall and Spring semesters, and less than 5 credit hours or more during the summer semester. Doctoral - Professional students, excluding Professional Law students, can not hold part time status, and must always be considered as full time students. Professional Law students are considered part time students if they are enrolled in less than 12 credit hours during the Fall and Spring semesters, or less than 6 credit hours or more during the summer.

On Campus

Students seeking a degree that is awarded on campus. Select individual course work may be completed off campus, but the degree is awarded at UMKC. Most degrees at UMKC fall into this category.

Off Campus

Students seeking a degree that may be awarded off campus. Most students typically complete all of their course work off campus or via distance education, and may not set foot on the campus during their tenure as a student at UMKC, but they will receive a UMKC degree upon completion of their course of study. Example: Distance Nursing Program.

Primary Degree

A student primary degree determines where a student will be counted. Students seeking more than one degree will be counted in the academic plan that has been designated as their primary degree.

Professional - External (Admit Type)

Students that have applied to UMKC to pursue a professional degree, that were previously enrolled at a different institution.

Professional - Internal (Admit Type)

Students that have applied to UMKC to pursue a professional degree, that were previously an undergraduate at UMKC.

Readmit (Admit Type)

Students who are returning to UMKC, in a undergraduate, graduate, or professional role that previously attended UMKC but was not enrolled in the previous semester (excluding summer).

Readmit - Admit Different Degree (Admit Type)

Students who are returning to UMKC at the same academic career as the career they recently completed a degree in. For example, a student returning to UMKC to seek a BS in English after completing a BS in Communication Studies.

Second Bachelors (Academic Level)

Undergraduate students who have previously completed a bachelor's degree, and then at a later time enroll in a new, second bachelor's program may be classified in the academic level '2nd Bachelors'. This academic level is only for students who have already completed a bachelor's degree program, not students who are pursuing two bachelor's degrees simultaneously.

Specialist (Academic Level)

Specialist, also referred to as Educational Specialist, Specialist in Education, or Ed.S., is a terminal advanced academic degree in the U.S. that is designed for individuals who wish to develop additional skills or increase their knowledge beyond the master's degree level, but do not wish to pursue a degree at the doctoral level. Abbreviation - SPECIAL

Transfer (Admit Type)

Students who have applied to UMKC for an undergraduate degree who has previous collegiate coursework at a different institution.

Unknown (Gender)

Students who have declined to specify a gender.

Unknown Undergraduate (Academic Level)

Undergraduate students seeking a non-degree academic plan. Abbreviation - UNKN-U

Unknown Graduate (Academic Level)

Graduate students seeking a non-degree academic plan.

Visiting Student (Admit Type)

Students attending UMKC in a non-degree capacity.

"Please Note: Important Fall 2019 Enrollment Information"

*In Fall 2019 there was a 268 increase in headcount in the School of Biological and Chemical Sciences (SBC) due to the Chemistry Department moving under SBC. Additionally, there was a 113 increase in headcount in the Conservatory due to the Theatre Department moving under the Conservatory. Both of these department moves resulted in a headcount decrease in the College of Arts and Sciences.

"Fall 2019 Credit Hour Information"

*In Fall 2019 there was a 7,425 increase in credit hours in School of Biological Sciences (SBC) having the Department of Chemistry moving under SBC. Additionally, there was an increase of 1,383 credit hours in the UMKC Conservatory due to the Theatre Department moving under the UMKC Conservatory. The large increase in credit hours were result of 3,261 semester credit hours offered through dual high school credit in Chemistry and twelve hours of the theatre semester credit hours being offered through dual high school credit in the Conservatory. Both of these department moves resulted in a semester credit hour (SCH) decrease in the College of Arts and Sciences.



Comprehensive Enrollment Report

2019 Summer Semester

[Return to Contents](#)

University Total	Undergraduate							Graduate											Total
	FRESHMAN	SOPHOMORE	JUNIOR	SENIOR	2ND BACHELORS	UNKN-U	Career Sub-Total	DOC - PROF (YA)	MASTERS	SPECIAL	DOC - RSRCH	DOC - PROF (Y1)	DOC - PROF (Y2)	DOC - PROF (Y3)	DOC - PROF (Y4)	UNKN-G	UNKN-P	Career Sub-Total	
Female	71	190	432	636	66	157	1552	0	981	37	216	101	115	166	114	26	3	1759	3311
Male	76	128	278	450	47	108	1087	1	421	8	92	77	70	132	111	11	5	928	2015
Unknown	0	0	0	0	0	2	2	0	0	0	0	0	0	0	0	0	0	0	2
Total	147	318	710	1086	113	267	2641	1	1402	45	308	178	185	298	225	37	8	2687	5328
Enrolled Full-Time	72	186	460	680	50	54	1502	1	809	22	133	169	150	254	225	4	1	1768	3270
Enrolled Part-Time	75	132	250	406	63	213	1139	0	593	23	175	9	35	44	0	33	7	919	2058
Total	147	318	710	1086	113	267	2641	1	1402	45	308	178	185	298	225	37	8	2687	5328
On Campus	147	315	709	1084	113	236	2604	1	1400	45	307	178	185	298	225	34	1	2674	5278
Off Campus	0	3	1	2	0	31	37	0	2	0	1	0	0	0	0	3	7	13	50
Total	147	318	710	1086	113	267	2641	1	1402	45	308	178	185	298	225	37	8	2687	5328
American Indian/Alaska Native	0	1	1	0	0	0	2	0	6	0	1	0	0	0	0	1	0	8	10
Asian	14	42	82	76	6	10	230	0	62	1	14	53	49	72	61	0	0	312	542
Black/African American	33	34	74	129	11	15	296	0	115	7	15	9	12	16	9	3	1	187	483
Hispanic/Latino	9	27	67	106	6	5	220	0	51	1	12	13	7	18	11	0	1	114	334
Multiple Race/Ethnicity	7	17	28	36	2	5	95	0	34	1	3	5	6	8	11	2	0	70	165
Native Hawaiian Or Other Pacific Islander	1	0	0	1	0	0	2	0	0	0	0	0	0	1	0	0	0	1	3
Non Res International	24	10	35	55	5	96	225	1	142	0	45	1	0	6	2	3	1	201	426
Not Specified	5	9	22	38	6	9	89	0	55	6	20	7	11	9	10	0	1	119	208
White	54	178	401	645	77	127	1482	0	937	29	198	90	100	168	121	28	4	1675	3157
Total	147	318	710	1086	113	267	2641	1	1402	45	308	178	185	298	225	37	8	2687	5328
Continuing	96	286	678	1045	84	13	2202	1	1123	37	259	52	183	295	225	1	0	2176	4378
Dual High School	0	0	0	0	0	29	29	0	0	0	0	0	0	0	0	0	0	0	29
First Time College	32	1	0	0	0	0	33	0	0	0	0	0	0	0	0	0	0	0	33
Graduate	0	0	0	0	0	0	0	0	175	2	34	0	0	0	0	0	0	211	211
Graduate - Internal	0	0	0	0	0	0	0	0	84	1	7	0	2	1	0	0	0	95	95
Professional	0	0	0	0	0	0	0	0	0	0	0	22	0	1	0	0	0	23	23
Professional - Internal	0	0	0	0	0	0	0	0	0	0	0	104	0	1	0	0	0	105	105
Readmits	2	9	13	30	4	0	58	0	19	4	4	0	0	0	0	0	0	27	85
Readmits - Admit Different Degree	0	0	0	0	9	0	9	0	1	1	4	0	0	0	0	0	0	6	15
Transfer	17	22	19	11	16	0	85	0	0	0	0	0	0	0	0	0	0	0	85
UMX	0	0	0	0	0	24	24	0	0	0	0	0	0	0	0	0	0	0	24



Comprehensive Enrollment Report

2019 Summer Semester

[Return to Contents](#)

University Total	Undergraduate							Graduate											Total
	FRESHMAN	SOPHOMORE	JUNIOR	SENIOR	2ND BACHELORS	UNKN-U	Career Sub-Total	DOC - PROF (YA)	MASTERS	SPECIAL	DOC - RSRCH	DOC - PROF (Y1)	DOC - PROF (Y2)	DOC - PROF (Y3)	DOC - PROF (Y4)	UNKN-G	UNKN-P	Career Sub-Total	
Visiting Student	0	0	0	0	0	201	201	0	0	0	0	0	0	0	0	36	8	44	245
Total	147	318	710	1086	113	267	2641	1	1402	45	308	178	185	298	225	37	8	2687	5328
Heartland Rate	13	11	26	34	0	4	88	0	0	0	0	0	0	0	0	0	0	0	88
High School College Program	0	0	0	0	0	31	31	0	0	0	0	0	0	0	0	0	0	0	31
International - Non Resident	24	10	35	54	4	26	153	1	134	0	44	1	0	5	2	2	1	190	343
Kansas Rate	1	5	1	13	3	2	25	0	1	0	0	0	0	0	0	0	0	1	26
Medical Regional Rate	0	2	30	6	0	0	38	0	0	0	0	32	35	30	28	0	0	125	163
Metro Rate	17	58	149	239	28	39	530	0	314	13	56	0	0	0	0	11	0	394	924
Midwest Student Exchange	0	0	0	0	0	0	0	0	33	0	7	0	0	0	0	0	0	40	40
Military/Veteran	0	2	0	10	0	0	12	0	1	0	1	1	0	0	0	0	0	3	15
Missouri Resident	88	218	451	707	73	120	1657	0	749	32	131	117	119	191	145	22	0	1506	3163
Non-Missouri Resident	4	12	18	23	5	45	107	0	170	0	69	27	31	72	50	2	7	428	535
Total	147	318	710	1086	113	267	2641	1	1402	45	308	178	185	298	225	37	8	2687	5328



Comprehensive Enrollment Report

2019 Summer Semester

[Return to Contents](#)

Henry W. Bloch School of Management	Undergraduate							Graduate			Total
	FRESHMAN	SOPHOMORE	JUNIOR	SENIOR	2ND BACHELORS	UNKN-U	Career Sub-Total	MASTERS	UNKN-G	Career Sub-Total	
Female	4	17	62	121	1	7	212	149	1	150	362
Male	13	29	65	145	7	5	264	155	0	155	419
Total	17	46	127	266	8	12	476	304	1	305	781
Enrolled Full-Time	13	31	80	181	2	2	309	105	0	105	414
Enrolled Part-Time	4	15	47	85	6	10	167	199	1	200	367
Total	17	46	127	266	8	12	476	304	1	305	781
On Campus	17	45	127	266	8	12	475	304	1	305	780
Off Campus	0	1	0	0	0	0	1	0	0		1
Total	17	46	127	266	8	12	476	304	1	305	781
American Indian/Alaska Native	0	0	1	0	0	0	1	1	0	1	2
Asian	2	3	9	18	0	1	33	18	0	18	51
Black/African American	0	6	8	26	0	1	41	30	0	30	71
Hispanic/Latino	2	4	11	24	2	0	43	22	0	22	65
Multiple Race/Ethnicity	1	2	5	7	1	0	16	11	0	11	27
Non Res International	5	4	10	22	0	0	41	9	0	9	50
Not Specified	2	1	4	8	0	0	15	15	0	15	30
White	5	26	79	161	5	10	286	198	1	199	485
Total	17	46	127	266	8	12	476	304	1	305	781
Continuing	13	42	123	262	7	0	447	247	0	247	694
First Time College	4	0	0	0	0	0	4	0	0	0	4
Graduate	0	0	0	0	0	0	0	29	0	29	29
Graduate - Internal	0	0	0	0	0	0	0	22	0	22	22
Readmits	0	1	2	4	0	0	7	5	0	5	12
Readmits - Admit Different Degree	0	0	0	0	0	0	0	1	0	1	1
Transfer	0	3	2	0	1	0	6	0	0	0	6
UMX	0	0	0	0	0	1	1	0	0	0	1
Visiting Student	0	0	0	0	0	11	11	0	1	1	12
Total	17	46	127	266	8	12	476	304	1	305	781
Heartland Rate	2	2	4	4	0	0	12	0	0	0	12
International - Non Resident	5	4	10	22	0	0	41	8	0	8	49
Kansas Rate	0	0	0	3	0	0	3	0	0	0	3
Metro Rate	0	8	33	60	2	5	108	89	0	89	197




Comprehensive Enrollment Report

2019 Summer Semester

[Return to Contents](#)

Henry W. Bloch School of Management	Undergraduate							Graduate			Total
	FRESHMAN	SOPHOMORE	JUNIOR	SENIOR	2ND BACHELORS	UNKN-U	Career Sub-Total	MASTERS	UNKN-G	Career Sub-Total	
Midwest Student Exchange	0	0	0	0	0	0	0	3	0	3	3
Military/Veteran	0	0	0	1	0	0	1	0	0	0	1
Missouri Resident	9	30	80	173	6	7	305	199	1	200	505
Non-Missouri Resident	1	2	0	3	0	0	6	5	0	5	11
Total	17	46	127	266	8	12	476	304	1	305	781



Comprehensive Enrollment Report

2019 Summer Semester

[Return to Contents](#)

Henry W. Bloch School of Management Department Profiles

Accountancy	Undergraduate						Graduate		Total
	FRESHMAN	SOPHOMORE	JUNIOR	SENIOR	2ND BACHELORS	Career Sub-Total	MASTERS	Career Sub-Total	
Female	3	7	15	42	1	68	18	18	86
Male	3	5	19	33	6	66	12	12	78
Total	6	12	34	75	7	134	30	30	164
Enrolled Full-Time	5	9	21	43	2	80	12	12	92
Enrolled Part-Time	1	3	13	32	5	54	18	18	72
Total	6	12	34	75	7	134	30	30	164
On Campus	6	12	34	75	7	134	30	30	164
Total	6	12	34	75	7	134	30	30	164
American Indian/Alaska Native	0	0	1	0	0	1	0	0	1
Asian	1	1	3	9	0	14	1	1	15
Black/African American	0	3	2	3	0	8	1	1	9
Hispanic/Latino	2	1	3	3	2	11	2	2	13
Multiple Race/Ethnicity	0	0	0	2	0	2	2	2	4
Non Res International	1	1	4	7	0	13	0	0	13
Not Specified	2	0	1	2	0	5	3	3	8
White	0	6	20	49	5	80	21	21	101
Total	6	12	34	75	7	134	30	30	164
Continuing	5	11	33	74	6	129	17	17	146
First Time College	1	0	0	0	0	1	0	0	1
Graduate	0	0	0	0	0	0	3	3	3
Graduate - Internal	0	0	0	0	0	0	9	9	9
Readmits	0	0	0	1	0	1	1	1	2
Transfer	0	1	1	0	1	3	0	0	3
Total	6	12	34	75	7	134	30	30	164
Heartland Rate	0	0	0	1	0	1	0	0	1
International - Non Resident	1	1	4	7	0	13	0	0	13
Kansas Rate	0	0	0	1	0	1	0	0	1
Metro Rate	0	1	11	19	2	33	6	6	39
Missouri Resident	4	9	19	47	5	84	24	24	108



Comprehensive Enrollment Report

2019 Summer Semester

[Return to Contents](#)

Accountancy	Undergraduate						Graduate		Total
	FRESHMAN	SOPHOMORE	JUNIOR	SENIOR	2ND BACHELORS	Career Sub-Total	MASTERS	Career Sub-Total	
Non-Missouri Resident	1	1	0	0	0	2	0	0	2
Total	6	12	34	75	7	134	30	30	164



Comprehensive Enrollment Report

2019 Summer Semester

[Return to Contents](#)

Henry W. Bloch School of Management Department Profiles

Business Adminstration	Undergraduate							Graduate			Total
	FRESHMAN	SOPHOMORE	JUNIOR	SENIOR	2ND BACHELORS	UNKN-U	Career Sub-Total	MASTERS	UNKN-G	Career Sub-Total	
Female	1	10	47	79	0	7	144	99	1	100	244
Male	10	24	46	112	1	5	198	117	0	117	315
Total	11	34	93	191	1	12	342	216	1	217	559
Enrolled Full-Time	8	22	59	138	0	2	229	73	0	73	302
Enrolled Part-Time	3	12	34	53	1	10	113	143	1	144	257
Total	11	34	93	191	1	12	342	216	1	217	559
On Campus	11	33	93	191	1	12	341	216	1	217	558
Off Campus		1					1				1
Total	11	34	93	191	1	12	342	216	1	217	559
American Indian/Alaska Native	0	0	0	0	0	0	0	1	0	1	1
Asian	1	2	6	9	0	1	19	15	0	15	34
Black/African American	0	3	6	23	0	1	33	22	0	22	55
Hispanic/Latino	0	3	8	21	0	0	32	15	0	15	47
Multiple Race/Ethnicity	1	2	5	5	1	0	14	5	0	5	19
Non Res International	4	3	6	15	0	0	28	4	0	4	32
Not Specified	0	1	3	6	0	0	10	10	0	10	20
White	5	20	59	112	0	10	206	144	1	145	351
Total	11	34	93	191	1	12	342	216	1	217	559
Continuing	8	31	90	188	1	0	318	182	0	182	500
First Time College	3	0	0	0	0	0	3	0	0	0	3
Graduate	0	0	0	0	0	0	0	22	0	22	22
Graduate - Internal	0	0	0	0	0	0	0	8	0	8	8
Readmits	0	1	2	3	0	0	6	3	0	3	9
Readmits - Admit Different Degree	0	0	0	0	0	0	0	1	0	1	1
Transfer	0	2	1	0	0	0	3	0	0	0	3
UMX	0	0	0	0	0	1	1	0	0	0	1
Visiting Student	0	0	0	0	0	11	11	0	1	1	12
Total	11	34	93	191	1	12	342	216	1	217	559
Heartland Rate	2	2	4	3	0	0	11	0	0	0	11



Comprehensive Enrollment Report

2019 Summer Semester

[Return to Contents](#)

Business Adminstration	Undergraduate							Graduate			Total
	FRESHMAN	SOPHOMORE	JUNIOR	SENIOR	2ND BACHELORS	UNKN-U	Career Sub-Total	MASTERS	UNKN-G	Career Sub-Total	
International - Non Resident	4	3	6	15	0	0	28	3	0	3	31
Kansas Rate	0	0	0	2	0	0	2	0	0	0	2
Metro Rate	0	7	22	41	0	5	75	65	0	65	140
Midwest Student Exchange	0	0	0	0	0	0	0	3	0	3	3
Military/Veteran	0	0	0	1	0	0	1	0	0	0	1
Missouri Resident	5	21	61	126	1	7	221	142	1	143	364
Non-Missouri Resident	0	1	0	3	0	0	4	3	0	3	7
Total	11	34	93	191	1	12	342	216	1	217	559



Comprehensive Enrollment Report

2019 Summer Semester

[Return to Contents](#)

Henry W. Bloch School of Management Department Profiles

Cookingham Institute	Graduate	Career Sub-Total	Total
	MASTERS		
Female	21	21	21
Male	6	6	6
Total	27	27	27
Enrolled Full-Time	7	7	7
Enrolled Part-Time	20	20	20
Total	27	27	27
On Campus	27	27	27
Total	27	27	27
Asian	2	2	2
Black/African American	2	2	2
Hispanic/Latino	1	1	1
Multiple Race/Ethnicity	2	2	2
Non Res International	1	1	1
Not Specified	1	1	1
White	18	18	18
Total	27	27	27
Continuing	24	24	24
Graduate	1	1	1
Graduate - Internal	1	1	1
Readmits	1	1	1
Total	27	27	27
International - Non Resident	1	1	1
Metro Rate	6	6	6
Missouri Resident	18	18	18
Non-Missouri Resident	2	2	2
Total	27	27	27



Comprehensive Enrollment Report

2019 Summer Semester

[Return to Contents](#)

Henry W. Bloch School of Management Department Profiles

Finance	Graduate			Total
	MASTERS	Career Sub-Total		
Female	11	11		11
Male	17	17		17
Total	28	28		28
Enrolled Full-Time	12	12		12
Enrolled Part-Time	16	16		16
Total	28	28		28
On Campus	28	28		28
Total	28	28		28
Black/African American	4	4		4
Hispanic/Latino	4	4		4
Multiple Race/Ethnicity	2	2		2
Non Res International	4	4		4
Not Specified	1	1		1
White	13	13		13
Total	28	28		28
Continuing	22	22		22
Graduate	2	2		2
Graduate - Internal	4	4		4
Total	28	28		28
International - Non Resident	4	4		4
Metro Rate	12	12		12
Missouri Resident	12	12		12
Total	28	28		28



Comprehensive Enrollment Report

2019 Summer Semester

[Return to Contents](#)

Henry W. Bloch School of Management Department Profiles

Lewis White Real Estate Center	Graduate		Total
	MASTERS	Career Sub-Total	
Male	3	3	3
Total	3	3	3
Enrolled Full-Time	1	1	1
Enrolled Part-Time	2	2	2
Total	3	3	3
On Campus	3	3	3
Total	3	3	3
Black/African American	1	1	1
White	2	2	2
Total	3	3	3
Continuing	2	2	2
Graduate	1	1	1
Total	3	3	3
Missouri Resident	3	3	3
Total	3	3	3



Comprehensive Enrollment Report

2019 Summer Semester

[Return to Contents](#)

College of Arts & Sciences	Undergraduate							Graduate				Total
	FRESHMAN	SOPHOMORE	JUNIOR	SENIOR	2ND BACHELORS	UNKN-U	Career Sub-Total	MASTERS	DOC - RSRCH	UNKN-G	Career Sub-Total	
Female	32	76	161	272	15	125	681	85	1	3	89	770
Male	20	34	95	160	14	87	410	27	0	3	30	440
Unknown	0	0	0	0	0	2	2	0	0	0	0	2
Total	52	110	256	432	29	214	1093	112	1	6	119	1212
Enrolled Full-Time	26	67	166	273	8	45	585	63	1	1	65	650
Enrolled Part-Time	26	43	90	159	21	169	508	49	0	5	54	562
Total	52	110	256	432	29	214	1093	112	1	6	119	1212
On Campus	52	109	255	430	29	184	1059	111	1	6	118	1177
Off Campus	0	1	1	2	0	30	34	1	0	0	1	35
Total	52	110	256	432	29	214	1093	112	1	6	119	1212
American Indian/Alaska Native	0	1	0	0	0	0	1	1	0	0	1	2
Asian	4	17	11	19	1	6	58	1	0	0	1	59
Black/African American	15	17	34	64	6	7	143	12	0	0	12	155
Hispanic/Latino	5	8	27	45	2	4	91	5	0	0	5	96
Multiple Race/Ethnicity	3	4	13	15	1	4	40	6	0	1	7	47
Native Hawaiian Or Other Pacific Islander	1	0	0	0	0	0	1	0	0	0	0	1
Non Res International	4	3	10	11	0	96	124	1	0	2	3	127
Not Specified	2	3	11	15	2	8	41	4	0	0	4	45
White	18	57	150	263	17	89	594	82	1	3	86	680
Total	52	110	256	432	29	214	1093	112	1	6	119	1212
Continuing	29	94	237	410	19	12	801	95	1	1	97	898
Dual High School	0	0	0	0	0	29	29	0	0	0	0	29
First Time College	12	0	0	0	0	0	12	0	0	0	0	12
Graduate	0	0	0	0	0	0	0	12	0	0	12	12
Graduate - Internal	0	0	0	0	0	0	0	2	0	0	2	2
Readmits	1	5	10	16	2	0	34	3	0	0	3	37
Readmits - Admit Different Degree	0	0	0	0	5	0	5	0	0	0	0	5
Transfer	10	11	9	6	3	0	39	0	0	0	0	39
UMX	0	0	0	0	0	23	23	0	0	0	0	23
Visiting Student	0	0	0	0	0	150	150	0	0	5	5	155
Total	52	110	256	432	29	214	1093	112	1	6	119	1212
Heartland Rate	4	3	7	8	0	3	25	0	0	0	0	25



Comprehensive Enrollment Report

2019 Summer Semester

[Return to Contents](#)

College of Arts & Sciences	Undergraduate							Graduate				Total
	FRESHMAN	SOPHOMORE	JUNIOR	SENIOR	2ND BACHELORS	UNKN-U	Career Sub-Total	MASTERS	DOC - RSRCH	UNKN-G	Career Sub-Total	
High School College Program	0	0	0	0	0	31	31	0	0	0	0	31
International - Non Resident	4	3	10	10	0	26	53	1	0	2	3	56
Kansas Rate	1	1	1	5	0	0	8	0	0	0	0	8
Metro Rate	9	26	65	106	4	24	234	24	1	1	26	260
Midwest Student Exchange	0	0	0	0	0	0	0	1	0	0	1	1
Military/Veteran	0	1	0	4	0	0	5	0	0	0	0	5
Missouri Resident	32	74	168	292	23	85	674	75	0	3	78	752
Non-Missouri Resident	2	2	5	7	2	45	63	11	0	0	11	74
Total	52	110	256	432	29	214	1093	112	1	6	119	1212



Comprehensive Enrollment Report

2019 Summer Semester

[Return to Contents](#)

College of Arts & Sciences Department Profiles

Archit & Urban Plan & Design	Undergraduate					Total
	FRESHMAN	SOPHOMORE	JUNIOR	SENIOR	Career Sub-Total	
Female	1	2	3	5	11	11
Male	0	3	2	5	10	10
Total	1	5	5	10	21	21
Enrolled Full-Time	0	4	3	3	10	10
Enrolled Part-Time	1	1	2	7	11	11
Total	1	5	5	10	21	21
On Campus	1	5	5	10	21	21
Total	1	5	5	10	21	21
Black/African American	0	1	1	4	6	6
Hispanic/Latino	0	1	0	1	2	2
Multiple Race/Ethnicity	0	0	1	0	1	1
Not Specified	0	0	0	1	1	1
White	1	3	3	4	11	11
Total	1	5	5	10	21	21
Continuing	1	5	5	9	20	20
Readmits	0	0	0	1	1	1
Total	1	5	5	10	21	21
Metro Rate	0	1	0	6	7	7
Missouri Resident	0	4	5	4	13	13
Non-Missouri Resident	1	0	0	0	1	1
Total	1	5	5	10	21	21




Comprehensive Enrollment Report

2019 Summer Semester

[Return to Contents](#)

College of Arts & Sciences Department Profiles

Art & Art History	Undergraduate					Graduate		Total
	SOPHOMORE	JUNIOR	SENIOR	2ND BACHELORS	Career Sub-Total	MASTERS	Career Sub-Total	
Female	2	8	8	1	19	2	2	21
Male	0	1	5	0	6	2	2	8
Total	2	9	13	1	25	4	4	29
Enrolled Full-Time	2	2	10	1	15	1	1	16
Enrolled Part-Time	0	7	3	0	10	3	3	13
Total	2	9	13	1	25	4	4	29
On Campus	2	9	13	1	25	4	4	29
Total	2	9	13	1	25	4	4	29
Black/African American	0	0	2	0	2	0	0	2
Hispanic/Latino	0	1	0	0	1	0	0	1
Non Res International	0	1	0	0	1	0	0	1
Not Specified	0	1	0	1	2	0	0	2
White	2	6	11	0	19	4	4	23
Total	2	9	13	1	25	4	4	29
Continuing	2	7	13	1	23	4	4	27
Transfer	0	2	0	0	2	0	0	2
Total	2	9	13	1	25	4	4	29
International - Non Resident	0	1	0	0	1	0	0	1
Metro Rate	1	6	4	1	12	0	0	12
Missouri Resident	1	2	9	0	12	4	4	16
Total	2	9	13	1	25	4	4	29



Comprehensive Enrollment Report

2019 Summer Semester

[Return to Contents](#)

College of Arts & Sciences Department Profiles

Chemistry	Undergraduate						Graduate		Total
	FRESHMAN	SOPHOMORE	JUNIOR	SENIOR	2ND BACHELORS	Career Sub-Total	MASTERS	Career Sub-Total	
Female	2	8	16	25	2	53	0	0	53
Male	0	1	5	13	6	25	2	2	27
Total	2	9	21	38	8	78	2	2	80
Enrolled Full-Time	1	3	14	24	1	43	0	0	43
Enrolled Part-Time	1	6	7	14	7	35	2	2	37
Total	2	9	21	38	8	78	2	2	80
On Campus	2	9	21	38	8	78	2	2	80
Total	2	9	21	38	8	78	2	2	80
American Indian/Alaska Native	0	0	0	0	0	0	1	1	1
Asian	1	3	5	5	0	14	0	0	14
Black/African American	1	2	0	6	2	11	0	0	11
Hispanic/Latino	0	0	4	3	1	8	0	0	8
Non Res International	0	0	0	4	0	4	0	0	4
White	0	4	12	20	5	41	1	1	42
Total	2	9	21	38	8	78	2	2	80
Continuing	2	8	20	37	6	73	2	2	75
Readmits	0	0	0	1	1	2	0	0	2
Transfer	0	1	1	0	1	3	0	0	3
Total	2	9	21	38	8	78	2	2	80
Heartland Rate	0	0	1	0	0	1	0	0	1
International - Non Resident	0	0	0	4	0	4	0	0	4
Metro Rate	1	3	6	6	1	17	0	0	17
Missouri Resident	1	6	14	28	7	56	1	1	57
Non-Missouri Resident	0	0	0	0	0	0	1	1	1
Total	2	9	21	38	8	78	2	2	80



Comprehensive Enrollment Report

2019 Summer Semester

[Return to Contents](#)

College of Arts & Sciences Department Profiles

Communications Studies	Undergraduate						Total
	FRESHMAN	SOPHOMORE	JUNIOR	SENIOR	2ND BACHELORS	Career Sub-Total	
Female	6	3	23	40	1	73	73
Male	2	5	13	20	1	41	41
Total	8	8	36	60	2	114	114
Enrolled Full-Time	4	6	22	37	1	70	70
Enrolled Part-Time	4	2	14	23	1	44	44
Total	8	8	36	60	2	114	114
On Campus	8	8	36	60	2	114	114
Total	8	8	36	60	2	114	114
American Indian/Alaska Native	0	1	0	0	0	1	1
Asian	0	0	2	1	0	3	3
Black/African American	1	1	6	11	2	21	21
Hispanic/Latino	2	0	3	5	0	10	10
Multiple Race/Ethnicity	1	0	1	2	0	4	4
Non Res International	1	0	2	2	0	5	5
Not Specified	0	1	0	1	0	2	2
White	3	5	22	38	0	68	68
Total	8	8	36	60	2	114	114
Continuing	6	5	35	58	2	106	106
First Time College	1	0	0	0	0	1	1
Readmits	1	1	0	2	0	4	4
Transfer	0	2	1	0	0	3	3
Total	8	8	36	60	2	114	114
Heartland Rate	2	1	1	1	0	5	5
International - Non Resident	1	0	2	1	0	4	4
Metro Rate	2	0	10	17	1	30	30
Military/Veteran	0	0	0	1	0	1	1
Missouri Resident	3	7	23	39	1	73	73
Non-Missouri Resident	0	0	0	1	0	1	1
Total	8	8	36	60	2	114	114



Comprehensive Enrollment Report

2019 Summer Semester

[Return to Contents](#)

College of Arts & Sciences Department Profiles

Criminal Justice & Criminology	Undergraduate						Graduate		Total
	FRESHMAN	SOPHOMORE	JUNIOR	SENIOR	2ND BACHELORS	Career Sub-Total	MASTERS	Career Sub-Total	
Female	4	8	16	15	0	43	10	10	53
Male	3	3	8	19	1	34	0	0	34
Total	7	11	24	34	1	77	10	10	87
Enrolled Full-Time	5	7	21	22	1	56	3	3	59
Enrolled Part-Time	2	4	3	12	0	21	7	7	28
Total	7	11	24	34	1	77	10	10	87
On Campus	7	11	23	34	1	76	10	10	86
Off Campus			1			1			1
Total	7	11	24	34	1	77	10	10	87
Asian	0	1	1	0	0	2	0	0	2
Black/African American	1	5	5	6	0	17	0	0	17
Hispanic/Latino	2	2	4	10	0	18	0	0	18
Multiple Race/Ethnicity	1	0	2	0	0	3	2	2	5
Non Res International	1	0	0	0	0	1	0	0	1
Not Specified	0	1	1	2	0	4	0	0	4
White	2	2	11	16	1	32	8	8	40
Total	7	11	24	34	1	77	10	10	87
Continuing	4	10	22	33	1	70	9	9	79
First Time College	1	0	0	0	0	1	0	0	1
Graduate - Internal	0	0	0	0	0	0	1	1	1
Readmits	0	0	2	1	0	3	0	0	3
Transfer	2	1	0	0	0	3	0	0	3
Total	7	11	24	34	1	77	10	10	87
Heartland Rate	0	1	1	1	0	3	0	0	3
International - Non Resident	1	0	0	0	0	1	0	0	1
Kansas Rate	1	1	1	1	0	4	0	0	4
Metro Rate	2	1	3	6	0	12	3	3	15
Military/Veteran	0	0	0	1	0	1	0	0	1
Missouri Resident	3	8	17	25	1	54	7	7	61



Comprehensive Enrollment Report

2019 Summer Semester

[Return to Contents](#)

Criminal Justice & Criminology	Undergraduate						Graduate		Total
	FRESHMAN	SOPHOMORE	JUNIOR	SENIOR	2ND BACHELORS	Career Sub-Total	MASTERS	Career Sub-Total	
Non-Missouri Resident	0	0	2	0	0	2	0	0	2
Total	7	11	24	34	1	77	10	10	87



Comprehensive Enrollment Report

2019 Summer Semester

[Return to Contents](#)

College of Arts & Sciences Department Profiles

Economics	Undergraduate					Graduate		Total
	FRESHMAN	SOPHOMORE	JUNIOR	SENIOR	Career Sub-Total	MASTERS	Career Sub-Total	
Female	1	1	0	1	3	5	5	8
Male	1	4	9	15	29	3	3	32
Total	2	5	9	16	32	8	8	40
Enrolled Full-Time	1	4	6	10	21	1	1	22
Enrolled Part-Time	1	1	3	6	11	7	7	18
Total	2	5	9	16	32	8	8	40
On Campus	2	5	9	15	31	8	8	39
Off Campus				1	1			1
Total	2	5	9	16	32	8	8	40
Asian	0	0	0	0	0	1	1	1
Black/African American	1	1	1	1	4	1	1	5
Hispanic/Latino	0	1	0	3	4	0	0	4
Multiple Race/Ethnicity	0	0	0	1	1	1	1	2
Non Res International	1	1	1	2	5	1	1	6
Not Specified	0	0	0	0	0	1	1	1
White	0	2	7	9	18	3	3	21
Total	2	5	9	16	32	8	8	40
Continuing	1	5	9	14	29	8	8	37
First Time College	1	0	0	0	1	0	0	1
Readmits	0	0	0	1	1	0	0	1
Transfer	0	0	0	1	1	0	0	1
Total	2	5	9	16	32	8	8	40
Heartland Rate	0	0	0	1	1	0	0	1
International - Non Resident	1	1	1	2	5	1	1	6
Metro Rate	0	0	2	4	6	1	1	7
Missouri Resident	1	4	6	8	19	4	4	23
Non-Missouri Resident	0	0	0	1	1	2	2	3
Total	2	5	9	16	32	8	8	40



Comprehensive Enrollment Report

2019 Summer Semester

[Return to Contents](#)

College of Arts & Sciences Department Profiles

English Language & Literature	Undergraduate					Graduate		Total
	SOPHOMORE	JUNIOR	SENIOR	2ND BACHELORS	Career Sub-Total	MASTERS	Career Sub-Total	
Female	4	9	20	1	34	5	5	39
Male	3	4	6	0	13	2	2	15
Total	7	13	26	1	47	7	7	54
Enrolled Full-Time	5	10	16	0	31	3	3	34
Enrolled Part-Time	2	3	10	1	16	4	4	20
Total	7	13	26	1	47	7	7	54
On Campus	6	13	26	1	46	7	7	53
Off Campus	1				1			1
Total	7	13	26	1	47	7	7	54
Asian	0	0	0	1	1	0	0	1
Black/African American	2	2	0	0	4	0	0	4
Hispanic/Latino	0	1	2	0	3	0	0	3
Multiple Race/Ethnicity	0	1	3	0	4	1	1	5
Not Specified	0	3	0	0	3	0	0	3
White	5	6	21	0	32	6	6	38
Total	7	13	26	1	47	7	7	54
Continuing	5	13	25	1	44	5	5	49
Graduate	0	0	0	0	0	2	2	2
Readmits	0	0	1	0	1	0	0	1
Transfer	2	0	0	0	2	0	0	2
Total	7	13	26	1	47	7	7	54
Metro Rate	2	2	9	0	13	3	3	16
Military/Veteran	1	0	0	0	1	0	0	1
Missouri Resident	4	11	16	1	32	3	3	35
Non-Missouri Resident	0	0	1	0	1	1	1	2
Total	7	13	26	1	47	7	7	54



Comprehensive Enrollment Report

2019 Summer Semester

[Return to Contents](#)

College of Arts & Sciences Department Profiles

Foreign Languages & Literature	Undergraduate						Graduate		Total
	FRESHMAN	SOPHOMORE	JUNIOR	SENIOR	2ND BACHELORS	Career Sub-Total	MASTERS	Career Sub-Total	
Female	1	0	2	8	1	12	3	3	15
Male	0	2	2	0	2	6	0	0	6
Total	1	2	4	8	3	18	3	3	21
Enrolled Full-Time	1	1	4	6	0	12	0	0	12
Enrolled Part-Time	0	1	0	2	3	6	3	3	9
Total	1	2	4	8	3	18	3	3	21
On Campus	1	2	4	8	3	18	3	3	21
Total	1	2	4	8	3	18	3	3	21
Black/African American	0	0	0	1	0	1	0	0	1
Hispanic/Latino	0	1	1	2	0	4	1	1	5
Multiple Race/Ethnicity	0	0	0	1	0	1	0	0	1
Not Specified	0	0	0	1	0	1	0	0	1
White	1	1	3	3	3	11	2	2	13
Total	1	2	4	8	3	18	3	3	21
Continuing	1	2	4	7	1	15	3	3	18
Readmits	0	0	0	1	0	1	0	0	1
Readmits - Admit Different Degree	0	0	0	0	1	1	0	0	1
Transfer	0	0	0	0	1	1	0	0	1
Total	1	2	4	8	3	18	3	3	21
Heartland Rate	0	1	0	0	0	1	0	0	1
Metro Rate	0	0	2	1	1	4	1	1	5
Missouri Resident	1	1	2	7	2	13	2	2	15
Total	1	2	4	8	3	18	3	3	21



Comprehensive Enrollment Report

2019 Summer Semester

[Return to Contents](#)

College of Arts & Sciences Department Profiles

Geosciences	Undergraduate					Graduate		Total
	SOPHOMORE	JUNIOR	SENIOR	2ND BACHELORS	Career Sub-Total	MASTERS	Career Sub-Total	
Female	4	8	21	3	36	4	4	40
Male	1	4	18	0	23	8	8	31
Total	5	12	39	3	59	12	12	71
Enrolled Full-Time	1	8	25	2	36	7	7	43
Enrolled Part-Time	4	4	14	1	23	5	5	28
Total	5	12	39	3	59	12	12	71
On Campus	5	12	39	3	59	12	12	71
Total	5	12	39	3	59	12	12	71
Asian	0	0	2	0	2	0	0	2
Black/African American	0	0	3	0	3	0	0	3
Hispanic/Latino	0	0	4	0	4	1	1	5
Multiple Race/Ethnicity	0	0	2	0	2	0	0	2
Non Res International	0	0	1	0	1	0	0	1
Not Specified	1	1	3	0	5	0	0	5
White	4	11	24	3	42	11	11	53
Total	5	12	39	3	59	12	12	71
Continuing	3	12	38	2	55	10	10	65
Graduate	0	0	0	0	0	2	2	2
Readmits	2	0	0	0	2	0	0	2
Readmits - Admit Different Degree	0	0	0	1	1	0	0	1
Transfer	0	0	1	0	1	0	0	1
Total	5	12	39	3	59	12	12	71
Heartland Rate	0	0	1	0	1	0	0	1
International - Non Resident	0	0	1	0	1	0	0	1
Metro Rate	1	3	9	0	13	5	5	18
Missouri Resident	3	9	28	3	43	7	7	50
Non-Missouri Resident	1	0	0	0	1	0	0	1
Total	5	12	39	3	59	12	12	71



Comprehensive Enrollment Report

2019 Summer Semester

[Return to Contents](#)

College of Arts & Sciences Department Profiles

History	Undergraduate				Graduate		Total
	FRESHMAN	JUNIOR	SENIOR	Career Sub-Total	MASTERS	Career Sub-Total	
Female	2	4	5	11	2	2	13
Male	2	3	10	15	0	0	15
Total	4	7	15	26	2	2	28
Enrolled Full-Time	2	4	8	14	1	1	15
Enrolled Part-Time	2	3	7	12	1	1	13
Total	4	7	15	26	2	2	28
On Campus	4	7	15	26	2	2	28
Total	4	7	15	26	2	2	28
Asian	1	0	0	1	0	0	1
Black/African American	0	0	1	1	0	0	1
Hispanic/Latino	0	2	0	2	0	0	2
Multiple Race/Ethnicity	0	0	1	1	0	0	1
Not Specified	0	0	1	1	0	0	1
White	3	5	12	20	2	2	22
Total	4	7	15	26	2	2	28
Continuing	2	7	15	24	2	2	26
First Time College	1	0	0	1	0	0	1
Transfer	1	0	0	1	0	0	1
Total	4	7	15	26	2	2	28
Metro Rate	2	3	4	9	0	0	9
Military/Veteran	0	0	1	1	0	0	1
Missouri Resident	2	4	9	15	2	2	17
Non-Missouri Resident	0	0	1	1	0	0	1
Total	4	7	15	26	2	2	28



Comprehensive Enrollment Report

2019 Summer Semester

[Return to Contents](#)

College of Arts & Sciences Department Profiles

KA&S - General	Undergraduate							Graduate			Total
	FRESHMAN	SOPHOMORE	JUNIOR	SENIOR	2ND BACHELORS	UNKN-U	Career Sub-Total	MASTERS	UNKN-G	Career Sub-Total	
Female	10	16	21	31	3	125	206	2	3	5	211
Male	7	6	11	19	1	87	131	1	3	4	135
Unknown	0	0	0	0	0	2	2	0	0	0	2
Total	17	22	32	50	4	214	339	3	6	9	348
Enrolled Full-Time	5	10	19	32	0	45	111	2	1	3	114
Enrolled Part-Time	12	12	13	18	4	169	228	1	5	6	234
Total	17	22	32	50	4	214	339	3	6	9	348
On Campus	17	22	32	50	4	184	309	3	6	9	318
Off Campus						30	30				30
Total	17	22	32	50	4	214	339	3	6	9	348
Asian	1	6	3	2	0	6	18	0	0	0	18
Black/African American	7	1	7	11	0	7	33	2	0	2	35
Hispanic/Latino	1	2	1	2	1	4	11	0	0	0	11
Multiple Race/Ethnicity	1	1	2	1	0	4	9	0	1	1	10
Native Hawaiian Or Other Pacific Islander	1	0	0	0	0	0	1	0	0	0	1
Non Res International	1	1	4	0	0	96	102	0	2	2	104
Not Specified	1	0	2	3	0	8	14	0	0	0	14
White	4	11	13	31	3	89	151	1	3	4	155
Total	17	22	32	50	4	214	339	3	6	9	348
Continuing	6	17	26	44	3	12	108	2	1	3	111
Dual High School	0	0	0	0	0	29	29	0	0	0	29
First Time College	6	0	0	0	0	0	6	0	0	0	6
Readmits	0	0	3	4	0	0	7	1	0	1	8
Transfer	5	5	3	2	1	0	16	0	0	0	16
UMX	0	0	0	0	0	23	23	0	0	0	23
Visiting Student	0	0	0	0	0	150	150	0	5	5	155
Total	17	22	32	50	4	214	339	3	6	9	348
Heartland Rate	1	0	2	2	0	3	8	0	0	0	8
High School College Program	0	0	0	0	0	31	31	0	0	0	31



Comprehensive Enrollment Report

2019 Summer Semester

[Return to Contents](#)

KA&S - General	Undergraduate							Graduate			Total
	FRESHMAN	SOPHOMORE	JUNIOR	SENIOR	2ND BACHELORS	UNKN-U	Career Sub-Total	MASTERS	UNKN-G	Career Sub-Total	
International - Non Resident	1	1	4	0	0	26	32	0	2	2	34
Kansas Rate	0	0	0	1	0	0	1	0	0	0	1
Metro Rate	2	5	8	10	0	24	49	1	1	2	51
Missouri Resident	12	15	16	34	3	85	165	2	3	5	170
Non-Missouri Resident	1	1	2	3	1	45	53	0	0	0	53
Total	17	22	32	50	4	214	339	3	6	9	348



Comprehensive Enrollment Report

2019 Summer Semester

[Return to Contents](#)

College of Arts & Sciences Department Profiles

Mathematics & Statistics	Undergraduate					Total
	SOPHOMORE	JUNIOR	SENIOR	2ND BACHELORS	Career Sub-Total	
Female	4	0	4	0	8	8
Male	0	5	5	1	11	11
Total	4	5	9	1	19	19
Enrolled Full-Time	2	2	5	1	10	10
Enrolled Part-Time	2	3	4	0	9	9
Total	4	5	9	1	19	19
On Campus	4	5	9	1	19	19
Total	4	5	9	1	19	19
Asian	1	0	1	0	2	2
Black/African American	1	0	1	0	2	2
Hispanic/Latino	1	1	0	0	2	2
Multiple Race/Ethnicity	0	1	0	0	1	1
White	1	3	7	1	12	12
Total	4	5	9	1	19	19
Continuing	4	3	6	1	14	14
Readmits	0	0	2	0	2	2
Transfer	0	2	1	0	3	3
Total	4	5	9	1	19	19
Metro Rate	2	0	1	0	3	3
Missouri Resident	2	5	8	1	16	16
Total	4	5	9	1	19	19



Comprehensive Enrollment Report

2019 Summer Semester

[Return to Contents](#)

College of Arts & Sciences Department Profiles

Philosophy	Undergraduate				Total
	JUNIOR	SENIOR	2ND BACHELORS	Career Sub-Total	
Female	0	4	0	4	4
Male	4	1	1	6	6
Total	4	5	1	10	10
Enrolled Full-Time	3	4	0	7	7
Enrolled Part-Time	1	1	1	3	3
Total	4	5	1	10	10
On Campus	4	5	1	10	10
Total	4	5	1	10	10
Hispanic/Latino	1	0	0	1	1
White	3	5	1	9	9
Total	4	5	1	10	10
Continuing	3	5	0	8	8
Readmits	1	0	0	1	1
Readmits - Admit Different Degree	0	0	1	1	1
Total	4	5	1	10	10
Metro Rate	1	1	0	2	2
Missouri Resident	3	4	1	8	8
Total	4	5	1	10	10



Comprehensive Enrollment Report

2019 Summer Semester

[Return to Contents](#)

College of Arts & Sciences Department Profiles

Physics & Astronomy	Undergraduate					Graduate		Total
	SOPHOMORE	JUNIOR	SENIOR	2ND BACHELORS	Career Sub-Total	MASTERS	Career Sub-Total	
Female	1	1	1	1	4	1	1	5
Male	0	4	3	0	7	1	1	8
Total	1	5	4	1	11	2	2	13
Enrolled Full-Time	1	4	1	0	6	0	0	6
Enrolled Part-Time	0	1	3	1	5	2	2	7
Total	1	5	4	1	11	2	2	13
On Campus	1	5	4	1	11	2	2	13
Total	1	5	4	1	11	2	2	13
Black/African American	0	0	2	0	2	0	0	2
Hispanic/Latino	0	1	0	0	1	0	0	1
Non Res International	0	1	0	0	1	0	0	1
Not Specified	0	1	0	1	2	0	0	2
White	1	2	2	0	5	2	2	7
Total	1	5	4	1	11	2	2	13
Continuing	1	5	4	1	11	2	2	13
Total	1	5	4	1	11	2	2	13
International - Non Resident	0	1	0	0	1	0	0	1
Metro Rate	0	0	1	0	1	1	1	2
Missouri Resident	1	4	3	0	8	0	0	8
Non-Missouri Resident	0	0	0	1	1	1	1	2
Total	1	5	4	1	11	2	2	13



Comprehensive Enrollment Report

2019 Summer Semester

[Return to Contents](#)

College of Arts & Sciences Department Profiles

Political Science	Undergraduate					Graduate		Total
	FRESHMAN	SOPHOMORE	JUNIOR	SENIOR	Career Sub-Total	MASTERS	Career Sub-Total	
Female	0	5	10	10	25	2	2	27
Male	3	3	7	5	18	3	3	21
Total	3	8	17	15	43	5	5	48
Enrolled Full-Time	2	7	12	9	30	2	2	32
Enrolled Part-Time	1	1	5	6	13	3	3	16
Total	3	8	17	15	43	5	5	48
On Campus	3	8	17	15	43	5	5	48
Total	3	8	17	15	43	5	5	48
Asian	1	1	0	2	4	0	0	4
Black/African American	1	1	2	1	5	1	1	6
Hispanic/Latino	0	0	2	1	3	0	0	3
Multiple Race/Ethnicity	0	1	1	0	2	0	0	2
Not Specified	0	0	1	0	1	0	0	1
White	1	5	11	11	28	4	4	32
Total	3	8	17	15	43	5	5	48
Continuing	0	8	17	14	39	4	4	43
First Time College	2	0	0	0	2	0	0	2
Graduate - Internal	0	0	0	0	0	1	1	1
Readmits	0	0	0	1	1	0	0	1
Transfer	1	0	0	0	1	0	0	1
Total	3	8	17	15	43	5	5	48
Heartland Rate	0	0	1	0	1	0	0	1
Kansas Rate	0	0	0	1	1	0	0	1
Metro Rate	0	3	7	3	13	1	1	14
Missouri Resident	3	5	9	11	28	4	4	32
Total	3	8	17	15	43	5	5	48



Comprehensive Enrollment Report

2019 Summer Semester

[Return to Contents](#)

College of Arts & Sciences Department Profiles

Psychology	Undergraduate						Graduate		Total
	FRESHMAN	SOPHOMORE	JUNIOR	SENIOR	2ND BACHELORS	Career Sub-Total	DOC - RSRCH	Career Sub-Total	
Female	4	15	33	56	1	109	1	1	110
Male	0	1	11	10	1	23	0	0	23
Total	4	16	44	66	2	132	1	1	133
Enrolled Full-Time	3	11	27	48	0	89	1	1	90
Enrolled Part-Time	1	5	17	18	2	43	0	0	43
Total	4	16	44	66	2	132	1	1	133
On Campus	4	16	44	66	2	132	1	1	133
Total	4	16	44	66	2	132	1	1	133
Asian	0	5	0	6	0	11	0	0	11
Black/African American	1	2	7	10	1	21	0	0	21
Hispanic/Latino	0	0	4	11	0	15	0	0	15
Multiple Race/Ethnicity	0	2	4	3	1	10	0	0	10
Non Res International	0	0	1	1	0	2	0	0	2
Not Specified	1	0	1	2	0	4	0	0	4
White	2	7	27	33	0	69	1	1	70
Total	4	16	44	66	2	132	1	1	133
Continuing	4	14	41	64	0	123	1	1	124
Readmits	0	2	3	1	1	7	0	0	7
Readmits - Admit Different Degree	0	0	0	0	1	1	0	0	1
Transfer	0	0	0	1	0	1	0	0	1
Total	4	16	44	66	2	132	1	1	133
International - Non Resident	0	0	1	1	0	2	0	0	2
Kansas Rate	0	0	0	1	0	1	0	0	1
Metro Rate	0	4	9	17	0	30	1	1	31
Military/Veteran	0	0	0	1	0	1	0	0	1
Missouri Resident	4	12	33	46	2	97	0	0	97
Non-Missouri Resident	0	0	1	0	0	1	0	0	1
Total	4	16	44	66	2	132	1	1	133



Comprehensive Enrollment Report

2019 Summer Semester

[Return to Contents](#)

College of Arts & Sciences Department Profiles

Social Work	Graduate			Total
	MASTERS	Career Sub-Total		
Female	45	45		45
Male	5	5		5
Total	50	50		50
Enrolled Full-Time	39	39		39
Enrolled Part-Time	11	11		11
Total	50	50		50
On Campus	49	49		49
Off Campus	1	1		1
Total	50	50		50
Black/African American	8	8		8
Hispanic/Latino	2	2		2
Multiple Race/Ethnicity	2	2		2
Not Specified	3	3		3
White	35	35		35
Total	50	50		50
Continuing	40	40		40
Graduate	8	8		8
Readmits	2	2		2
Total	50	50		50
Metro Rate	8	8		8
Midwest Student Exchange	1	1		1
Missouri Resident	38	38		38
Non-Missouri Resident	3	3		3
Total	50	50		50



Comprehensive Enrollment Report

2019 Summer Semester

[Return to Contents](#)

College of Arts & Sciences Department Profiles

Sociology	Undergraduate						Total
	FRESHMAN	SOPHOMORE	JUNIOR	SENIOR	2ND BACHELORS	Career Sub-Total	
Female	1	2	4	13	1	21	21
Male	1	2	2	2	0	7	7
Total	2	4	6	15	1	28	28
Enrolled Full-Time	1	3	3	11	1	19	19
Enrolled Part-Time	1	1	3	4	0	9	9
Total	2	4	6	15	1	28	28
On Campus	2	4	6	14	1	27	27
Off Campus				1		1	1
Total	2	4	6	15	1	28	28
Black/African American	1	0	1	4	1	7	7
Hispanic/Latino	0	0	1	1	0	2	2
Non Res International	0	1	0	1	0	2	2
Not Specified	0	0	0	1	0	1	1
White	1	3	4	8	0	16	16
Total	2	4	6	15	1	28	28
Continuing	1	4	6	15	0	26	26
Readmits - Admit Different Degree	0	0	0	0	1	1	1
Transfer	1	0	0	0	0	1	1
Total	2	4	6	15	1	28	28
Heartland Rate	0	0	1	1	0	2	2
International - Non Resident	0	1	0	1	0	2	2
Kansas Rate	0	0	0	1	0	1	1
Metro Rate	0	2	3	5	0	10	10
Missouri Resident	2	1	2	7	1	13	13
Total	2	4	6	15	1	28	28



Comprehensive Enrollment Report

2019 Summer Semester

[Return to Contents](#)

College of Arts & Sciences Department Profiles

Theatre	Undergraduate					Graduate		Total
	FRESHMAN	SOPHOMORE	JUNIOR	SENIOR	Career Sub-Total	MASTERS	Career Sub-Total	
Female	0	1	3	5	9	4	4	13
Male	1	0	0	4	5	0	0	5
Total	1	1	3	9	14	4	4	18
Enrolled Full-Time	1	0	2	2	5	4	4	9
Enrolled Part-Time	0	1	1	7	9	0	0	9
Total	1	1	3	9	14	4	4	18
On Campus	1	1	3	9	14	4	4	18
Total	1	1	3	9	14	4	4	18
Black/African American	1	0	2	0	3	0	0	3
Hispanic/Latino	0	0	0	0	0	1	1	1
Multiple Race/Ethnicity	0	0	0	1	1	0	0	1
White	0	1	1	8	10	3	3	13
Total	1	1	3	9	14	4	4	18
Continuing	1	1	2	9	13	4	4	17
Readmits	0	0	1	0	1	0	0	1
Total	1	1	3	9	14	4	4	18
Heartland Rate	1	0	0	1	2	0	0	2
Metro Rate	0	1	0	2	3	0	0	3
Missouri Resident	0	0	3	6	9	1	1	10
Non-Missouri Resident	0	0	0	0	0	3	3	3
Total	1	1	3	9	14	4	4	18



Comprehensive Enrollment Report

2019 Summer Semester

[Return to Contents](#)

Conservatory of Music & Dance	Undergraduate					Graduate				Total
	FRESHMAN	SOPHOMORE	JUNIOR	SENIOR	Career Sub-Total	MASTERS	DOC - RSRCH	UNKN-G	Career Sub-Total	
Female	1	9	14	11	35	17	4	3	24	59
Male	2	7	12	8	29	18	5	0	23	52
Total	3	16	26	19	64	35	9	3	47	111
Enrolled Full-Time	1	10	12	13	36	22	0	0	22	58
Enrolled Part-Time	2	6	14	6	28	13	9	3	25	53
Total	3	16	26	19	64	35	9	3	47	111
On Campus	3	16	26	19	64	35	9	0	44	108
Off Campus	0	0	0	0		0	0	3	3	3
Total	3	16	26	19	64	35	9	3	47	111
American Indian/Alaska Native	0	0	0	0	0	1	0	0	1	1
Asian	0	0	2	1	3	1	0	0	1	4
Black/African American	0	0	4	2	6	2	0	0	2	8
Hispanic/Latino	0	0	2	1	3	1	0	0	1	4
Multiple Race/Ethnicity	0	4	1	0	5	2	0	0	2	7
Non Res International	0	0	0	1	1	3	7	0	10	11
Not Specified	0	0	0	1	1	2	0	0	2	3
White	3	12	17	13	45	23	2	3	28	73
Total	3	16	26	19	64	35	9	3	47	111
Continuing	3	16	26	19	64	29	9	0	38	102
Graduate	0	0	0	0	0	3	0	0	3	3
Graduate - Internal	0	0	0	0	0	3	0	0	3	3
Visiting Student	0	0	0	0	0	0	0	3	3	3
Total	3	16	26	19	64	35	9	3	47	111
Heartland Rate	0	3	5	7	15	0	0	0	0	15
International - Non Resident	0	0	0	1	1	3	7	0	10	11
Kansas Rate	0	2	0	1	3	0	0	0	0	3
Metro Rate	2	4	7	4	17	5	0	2	7	24
Midwest Student Exchange	0	0	0	0	0	2	1	0	3	3
Missouri Resident	1	6	14	6	27	23	0	1	24	51
Non-Missouri Resident	0	1	0	0	1	2	1	0	3	4
Total	3	16	26	19	64	35	9	3	47	111



Comprehensive Enrollment Report

2019 Summer Semester

[Return to Contents](#)

Conservatory of Music & Dance Department Profiles

Composition, Music Theory, Mus	Undergraduate			Graduate			Total
	SOPHOMORE	SENIOR	Career Sub-Total	MASTERS	DOC - RSRCH	Career Sub-Total	
Female	1	1	2	2	1	3	5
Male	1	1	2	0	2	2	4
Total	2	2	4	2	3	5	9
Enrolled Full-Time	2	2	4	0	0	0	4
Enrolled Part-Time	0	0	0	2	3	5	5
Total	2	2	4	2	3	5	9
On Campus	2	2	4	2	3	5	9
Total	2	2	4	2	3	5	9
Non Res International	0	1	1	1	2	3	4
White	2	1	3	1	1	2	5
Total	2	2	4	2	3	5	9
Continuing	2	2	4	2	3	5	9
Total	2	2	4	2	3	5	9
International - Non Resident	0	1	1	1	2	3	4
Metro Rate	2	0	2	0	0	0	2
Midwest Student Exchange	0	0	0	0	1	1	1
Missouri Resident	0	1	1	1	0	1	2
Total	2	2	4	2	3	5	9



Comprehensive Enrollment Report

2019 Summer Semester

[Return to Contents](#)

Conservatory of Music & Dance Department Profiles

Conservatory - General	Graduate		Total
	UNKN-G	Career Sub-Total	
Female	3	3	3
Total	3	3	3
Enrolled Part-Time	3	3	3
Total	3	3	3
Off Campus	3	3	3
Total	3	3	3
White	3	3	3
Total	3	3	3
Visiting Student	3	3	3
Total	3	3	3
Metro Rate	2	2	2
Missouri Resident	1	1	1
Total	3	3	3



Comprehensive Enrollment Report

2019 Summer Semester

[Return to Contents](#)

Conservatory of Music & Dance Department Profiles

Dance	Undergraduate				Total
	SOPHOMORE	JUNIOR	SENIOR	Career Sub-Total	
Female	2	7	3	12	12
Total	2	7	3	12	12
Enrolled Full-Time	1	2	2	5	5
Enrolled Part-Time	1	5	1	7	7
Total	2	7	3	12	12
On Campus	2	7	3	12	12
Total	2	7	3	12	12
Asian	0	1	1	2	2
Black/African American	0	1	0	1	1
White	2	5	2	9	9
Total	2	7	3	12	12
Continuing	2	7	3	12	12
Total	2	7	3	12	12
Heartland Rate	1	4	1	6	6
Metro Rate	1	0	0	1	1
Missouri Resident	0	3	2	5	5
Total	2	7	3	12	12



Comprehensive Enrollment Report

2019 Summer Semester

[Return to Contents](#)

Conservatory of Music & Dance Department Profiles

Instrumental Studies	Undergraduate					Graduate			Total
	FRESHMAN	SOPHOMORE	JUNIOR	SENIOR	Career Sub-Total	MASTERS	DOC - RSRCH	Career Sub-Total	
Female	0	1	1	0	2	2	1	3	5
Male	2	2	4	1	9	3	1	4	13
Total	2	3	5	1	11	5	2	7	18
Enrolled Full-Time	1	1	2	0	4	1	0	1	5
Enrolled Part-Time	1	2	3	1	7	4	2	6	13
Total	2	3	5	1	11	5	2	7	18
On Campus	2	3	5	1	11	5	2	7	18
Total	2	3	5	1	11	5	2	7	18
Asian	0	0	0	0	0	1	0	1	1
Black/African American	0	0	1	0	1	0	0	0	1
Multiple Race/Ethnicity	0	1	0	0	1	0	0	0	1
Non Res International	0	0	0	0	0	1	1	2	2
White	2	2	4	1	9	3	1	4	13
Total	2	3	5	1	11	5	2	7	18
Continuing	2	3	5	1	11	5	2	7	18
Total	2	3	5	1	11	5	2	7	18
Heartland Rate	0	2	0	0	2	0	0	0	2
International - Non Resident	0	0	0	0	0	1	1	2	2
Metro Rate	1	0	2	0	3	1	0	1	4
Missouri Resident	1	1	3	1	6	1	0	1	7
Non-Missouri Resident	0	0	0	0	0	2	1	3	3
Total	2	3	5	1	11	5	2	7	18



Comprehensive Enrollment Report

2019 Summer Semester

[Return to Contents](#)

Conservatory of Music & Dance Department Profiles

Jazz Studies	Undergraduate				Graduate		Total
	SOPHOMORE	JUNIOR	SENIOR	Career Sub-Total	MASTERS	Career Sub-Total	
Male	3	2	3	8	2	2	10
Total	3	2	3	8	2	2	10
Enrolled Full-Time	2	1	3	6	1	1	7
Enrolled Part-Time	1	1	0	2	1	1	3
Total	3	2	3	8	2	2	10
On Campus	3	2	3	8	2	2	10
Total	3	2	3	8	2	2	10
Asian	0	1	0	1	0	0	1
Black/African American	0	1	2	3	0	0	3
Multiple Race/Ethnicity	1	0	0	1	1	1	2
White	2	0	1	3	1	1	4
Total	3	2	3	8	2	2	10
Continuing	3	2	3	8	2	2	10
Total	3	2	3	8	2	2	10
Heartland Rate	0	0	3	3	0	0	3
Kansas Rate	2	0	0	2	0	0	2
Metro Rate	1	1	0	2	1	1	3
Missouri Resident	0	1	0	1	1	1	2
Total	3	2	3	8	2	2	10



Comprehensive Enrollment Report

2019 Summer Semester

[Return to Contents](#)

Conservatory of Music & Dance Department Profiles

Keyboard Studies	Graduate			Total
	MASTERS	DOC - RSRCH	Career Sub-Total	
Female	1	2	3	3
Male	1	2	3	3
Total	2	4	6	6
Enrolled Part-Time	2	4	6	6
Total	2	4	6	6
On Campus	2	4	6	6
Total	2	4	6	6
Non Res International	1	4	5	5
Not Specified	1	0	1	1
Total	2	4	6	6
Continuing	2	4	6	6
Total	2	4	6	6
International - Non Resident	1	4	5	5
Missouri Resident	1	0	1	1
Total	2	4	6	6



Comprehensive Enrollment Report

2019 Summer Semester

[Return to Contents](#)

Conservatory of Music & Dance Department Profiles

Music Education/Music Therapy	Undergraduate				Graduate		Total
	SOPHOMORE	JUNIOR	SENIOR	Career Sub-Total	MASTERS	Career Sub-Total	
Female	3	5	5	13	11	11	24
Male	0	6	2	8	10	10	18
Total	3	11	7	21	21	21	42
Enrolled Full-Time	2	7	5	14	19	19	33
Enrolled Part-Time	1	4	2	7	2	2	9
Total	3	11	7	21	21	21	42
On Campus	3	11	7	21	21	21	42
Total	3	11	7	21	21	21	42
American Indian/Alaska Native	0	0	0	0	1	1	1
Black/African American	0	1	0	1	2	2	3
Hispanic/Latino	0	2	1	3	1	1	4
Multiple Race/Ethnicity	0	1	0	1	0	0	1
White	3	7	6	16	17	17	33
Total	3	11	7	21	21	21	42
Continuing	3	11	7	21	15	15	36
Graduate	0	0	0	0	3	3	3
Graduate - Internal	0	0	0	0	3	3	3
Total	3	11	7	21	21	21	42
Heartland Rate	0	1	2	3	0	0	3
Kansas Rate	0	0	1	1	0	0	1
Metro Rate	0	4	2	6	3	3	9
Midwest Student Exchange	0	0	0	0	2	2	2
Missouri Resident	3	6	2	11	16	16	27
Total	3	11	7	21	21	21	42



Comprehensive Enrollment Report

2019 Summer Semester

[Return to Contents](#)

Conservatory of Music & Dance Department Profiles

Vocal Studies	Undergraduate					Graduate		Total
	FRESHMAN	SOPHOMORE	JUNIOR	SENIOR	Career Sub-Total	MASTERS	Career Sub-Total	
Female	1	2	1	2	6	1	1	7
Male	0	1	0	1	2	2	2	4
Total	1	3	1	3	8	3	3	11
Enrolled Full-Time	0	2	0	1	3	1	1	4
Enrolled Part-Time	1	1	1	2	5	2	2	7
Total	1	3	1	3	8	3	3	11
On Campus	1	3	1	3	8	3	3	11
Total	1	3	1	3	8	3	3	11
Multiple Race/Ethnicity	0	2	0	0	2	1	1	3
Not Specified	0	0	0	1	1	1	1	2
White	1	1	1	2	5	1	1	6
Total	1	3	1	3	8	3	3	11
Continuing	1	3	1	3	8	3	3	11
Total	1	3	1	3	8	3	3	11
Heartland Rate	0	0	0	1	1	0	0	1
Metro Rate	1	0	0	2	3	0	0	3
Missouri Resident	0	2	1	0	3	3	3	6
Non-Missouri Resident	0	1	0	0	1	0	0	1
Total	1	3	1	3	8	3	3	11



Comprehensive Enrollment Report

2019 Summer Semester

[Return to Contents](#)

School of Biol and Chem Sci	Undergraduate							Graduate		Total
	FRESHMAN	SOPHOMORE	JUNIOR	SENIOR	2ND BACHELORS	UNKN-U	Career Sub-Total	MASTERS	Career Sub-Total	
Female	13	27	38	53	3	18	152	9	9	161
Male	3	10	12	26	2	6	59	3	3	62
Total	16	37	50	79	5	24	211	12	12	223
Enrolled Full-Time	7	17	24	40	1	4	93	10	10	103
Enrolled Part-Time	9	20	26	39	4	20	118	2	2	120
Total	16	37	50	79	5	24	211	12	12	223
On Campus	16	37	50	79	5	23	210	12	12	222
Off Campus	0	0	0	0	0	1	1	0		1
Total	16	37	50	79	5	24	211	12	12	223
Asian	1	6	7	12	0	3	29	1	1	30
Black/African American	8	2	4	4	0	5	23	0	0	23
Hispanic/Latino	0	7	4	7	1	0	19	0	0	19
Multiple Race/Ethnicity	0	3	3	5	0	1	12	1	1	13
Non Res International	1	0	0	1	0	0	2	0	0	2
Not Specified	0	3	3	6	0	0	12	0	0	12
White	6	16	29	44	4	15	114	10	10	124
Total	16	37	50	79	5	24	211	12	12	223
Continuing	9	37	49	78	3	0	176	5	5	181
First Time College	6	0	0	0	0	0	6	0	0	6
Graduate	0	0	0	0	0	0	0	5	5	5
Graduate - Internal	0	0	0	0	0	0	0	2	2	2
Readmits	1	0	1	1	0	0	3	0	0	3
Transfer	0	0	0	0	2	0	2	0	0	2
Visiting Student	0	0	0	0	0	24	24	0	0	24
Total	16	37	50	79	5	24	211	12	12	223
Heartland Rate	2	0	3	3	0	1	9	0	0	9
International - Non Resident	1	0	0	1	0	0	2	0	0	2
Kansas Rate	0	0	0	1	0	1	2	0	0	2
Metro Rate	0	8	11	14	2	7	42	5	5	47
Military/Veteran	0	0	0	1	0	0	1	0	0	1
Missouri Resident	13	28	36	57	3	15	152	6	6	158
Non-Missouri Resident	0	1	0	2	0	0	3	1	1	4



Comprehensive Enrollment Report

2019 Summer Semester

[Return to Contents](#)

School of Biol and Chem Sci	Undergraduate							Graduate		Total
	FRESHMAN	SOPHOMORE	JUNIOR	SENIOR	2ND BACHELORS	UNKN-U	Career Sub-Total	MASTERS	Career Sub-Total	
Total	16	37	50	79	5	24	211	12	12	223




Comprehensive Enrollment Report

2019 Summer Semester

[Return to Contents](#)

School of Biol and Chem Sci Department Profiles

Biology Instructional	Undergraduate							Graduate		Total
	FRESHMAN	SOPHOMORE	JUNIOR	SENIOR	2ND BACHELORS	UNKN-U	Career Sub-Total	MASTERS	Career Sub-Total	
Female	13	27	38	53	3	18	152	9	9	161
Male	3	10	12	26	2	6	59	3	3	62
Total	16	37	50	79	5	24	211	12	12	223
Enrolled Full-Time	7	17	24	40	1	4	93	10	10	103
Enrolled Part-Time	9	20	26	39	4	20	118	2	2	120
Total	16	37	50	79	5	24	211	12	12	223
On Campus	16	37	50	79	5	23	210	12	12	222
Off Campus						1	1			1
Total	16	37	50	79	5	24	211	12	12	223
Asian	1	6	7	12	0	3	29	1	1	30
Black/African American	8	2	4	4	0	5	23	0	0	23
Hispanic/Latino	0	7	4	7	1	0	19	0	0	19
Multiple Race/Ethnicity	0	3	3	5	0	1	12	1	1	13
Non Res International	1	0	0	1	0	0	2	0	0	2
Not Specified	0	3	3	6	0	0	12	0	0	12
White	6	16	29	44	4	15	114	10	10	124
Total	16	37	50	79	5	24	211	12	12	223
Continuing	9	37	49	78	3	0	176	5	5	181
First Time College	6	0	0	0	0	0	6	0	0	6
Graduate	0	0	0	0	0	0	0	5	5	5
Graduate - Internal	0	0	0	0	0	0	0	2	2	2
Readmits	1	0	1	1	0	0	3	0	0	3
Transfer	0	0	0	0	2	0	2	0	0	2
Visiting Student	0	0	0	0	0	24	24	0	0	24
Total	16	37	50	79	5	24	211	12	12	223
Heartland Rate	2	0	3	3	0	1	9	0	0	9
International - Non Resident	1	0	0	1	0	0	2	0	0	2
Kansas Rate	0	0	0	1	0	1	2	0	0	2
Metro Rate	0	8	11	14	2	7	42	5	5	47



Comprehensive Enrollment Report

2019 Summer Semester

[Return to Contents](#)

Biology Instructional	Undergraduate							Graduate		Total
	FRESHMAN	SOPHOMORE	JUNIOR	SENIOR	2ND BACHELORS	UNKN-U	Career Sub-Total	MASTERS	Career Sub-Total	
Military/Veteran	0	0	0	1	0	0	1	0	0	1
Missouri Resident	13	28	36	57	3	15	152	6	6	158
Non-Missouri Resident	0	1	0	2	0	0	3	1	1	4
Total	16	37	50	79	5	24	211	12	12	223



Comprehensive Enrollment Report

2019 Summer Semester

[Return to Contents](#)

School of Computing & Engineering	Undergraduate							Graduate			Total
	FRESHMAN	SOPHOMORE	JUNIOR	SENIOR	2ND BACHELORS	UNKN-U	Career Sub-Total	MASTERS	UNKN-G	Career Sub-Total	
Female	4	7	20	22	2	1	56	57	1	58	114
Male	28	30	47	81	17	10	213	104	2	106	319
Total	32	37	67	103	19	11	269	161	3	164	433
Enrolled Full-Time	9	15	36	44	6	1	111	57	0	57	168
Enrolled Part-Time	23	22	31	59	13	10	158	104	3	107	265
Total	32	37	67	103	19	11	269	161	3	164	433
On Campus	32	37	67	103	19	11	269	160	3	163	432
Off Campus	0	0	0	0	0	0		1	0	1	1
Total	32	37	67	103	19	11	269	161	3	164	433
American Indian/Alaska Native	0	0	0	0	0	0	0	1	0	1	1
Asian	5	4	7	8	4	0	28	4	0	4	32
Black/African American	3	1	11	8	0	1	24	7	0	7	31
Hispanic/Latino	0	3	8	11	0	1	23	0	0	0	23
Multiple Race/Ethnicity	0	1	0	3	0	0	4	0	0	0	4
Non Res International	13	3	13	18	3	0	50	120	1	121	171
Not Specified	1	2	0	3	0	1	7	6	0	6	13
White	10	23	28	52	12	8	133	23	2	25	158
Total	32	37	67	103	19	11	269	161	3	164	433
Continuing	22	32	64	100	16	0	234	145	0	145	379
First Time College	3	1	0	0	0	0	4	0	0	0	4
Graduate	0	0	0	0	0	0	0	2	0	2	2
Graduate - Internal	0	0	0	0	0	0	0	14	0	14	14
Readmits	0	0	0	3	1	0	4	0	0	0	4
Transfer	7	4	3	0	2	0	16	0	0	0	16
Visiting Student	0	0	0	0	0	11	11	0	3	3	14
Total	32	37	67	103	19	11	269	161	3	164	433
Heartland Rate	2	0	2	2	0	0	6	0	0	0	6
International - Non Resident	13	3	13	18	2	0	49	117	0	117	166
Kansas Rate	0	1	0	1	1	1	4	0	0	0	4
Metro Rate	4	5	13	19	3	2	46	18	1	19	65
Military/Veteran	0	1	0	2	0	0	3	0	0	0	3
Missouri Resident	13	25	38	59	13	8	156	23	2	25	181



Comprehensive Enrollment Report

2019 Summer Semester

[Return to Contents](#)

School of Computing & Engineering	Undergraduate							Graduate			Total
	FRESHMAN	SOPHOMORE	JUNIOR	SENIOR	2ND BACHELORS	UNKN-U	Career Sub-Total	MASTERS	UNKN-G	Career Sub-Total	
Non-Missouri Resident	0	2	1	2	0	0	5	3	0	3	8
Total	32	37	67	103	19	11	269	161	3	164	433



Comprehensive Enrollment Report

2019 Summer Semester

[Return to Contents](#)

School of Computing & Engineering Department Profiles

Civil & Mechanical Engineering	Undergraduate						Graduate		Total
	FRESHMAN	SOPHOMORE	JUNIOR	SENIOR	2ND BACHELORS	Career Sub-Total	MASTERS	Career Sub-Total	
Female	1	3	1	3	0	8	2	2	10
Male	11	12	14	18	2	57	10	10	67
Total	12	15	15	21	2	65	12	12	77
Enrolled Full-Time	3	3	7	6	0	19	1	1	20
Enrolled Part-Time	9	12	8	15	2	46	11	11	57
Total	12	15	15	21	2	65	12	12	77
On Campus	12	15	15	21	2	65	11	11	76
Off Campus							1	1	1
Total	12	15	15	21	2	65	12	12	77
Asian	3	1	1	1	0	6	0	0	6
Black/African American	1	0	2	0	0	3	1	1	4
Hispanic/Latino	0	3	3	3	0	9	0	0	9
Multiple Race/Ethnicity	0	0	0	2	0	2	0	0	2
Non Res International	2	1	3	4	0	10	3	3	13
Not Specified	0	0	0	1	0	1	2	2	3
White	6	10	6	10	2	34	6	6	40
Total	12	15	15	21	2	65	12	12	77
Continuing	6	13	13	20	2	54	6	6	60
First Time College	1	0	0	0	0	1	0	0	1
Graduate	0	0	0	0	0	0	1	1	1
Graduate - Internal	0	0	0	0	0	0	5	5	5
Readmits	0	0	0	1	0	1	0	0	1
Transfer	5	2	2	0	0	9	0	0	9
Total	12	15	15	21	2	65	12	12	77
Heartland Rate	0	0	0	1	0	1	0	0	1
International - Non Resident	2	1	3	4	0	10	3	3	13
Kansas Rate	0	0	0	1	0	1	0	0	1
Metro Rate	3	2	3	1	1	10	3	3	13
Missouri Resident	7	12	9	13	1	42	5	5	47



Comprehensive Enrollment Report

2019 Summer Semester

[Return to Contents](#)

Civil & Mechanical Engineering	Undergraduate						Graduate		Total
	FRESHMAN	SOPHOMORE	JUNIOR	SENIOR	2ND BACHELORS	Career Sub-Total	MASTERS	Career Sub-Total	
Non-Missouri Resident	0	0	0	1	0	1	1	1	2
Total	12	15	15	21	2	65	12	12	77



Comprehensive Enrollment Report

2019 Summer Semester

[Return to Contents](#)

School of Computing & Engineering Department Profiles

Comp Sci & Elect Engr	Undergraduate						Graduate		Total
	FRESHMAN	SOPHOMORE	JUNIOR	SENIOR	2ND BACHELORS	Career Sub-Total	MASTERS	Career Sub-Total	
Female	3	4	19	19	2	47	55	55	102
Male	17	18	33	63	15	146	94	94	240
Total	20	22	52	82	17	193	149	149	342
Enrolled Full-Time	6	12	29	38	6	91	56	56	147
Enrolled Part-Time	14	10	23	44	11	102	93	93	195
Total	20	22	52	82	17	193	149	149	342
On Campus	20	22	52	82	17	193	149	149	342
Total	20	22	52	82	17	193	149	149	342
American Indian/Alaska Native	0	0	0	0	0	0	1	1	1
Asian	2	3	6	7	4	22	4	4	26
Black/African American	2	1	9	8	0	20	6	6	26
Hispanic/Latino	0	0	5	8	0	13	0	0	13
Multiple Race/Ethnicity	0	1	0	1	0	2	0	0	2
Non Res International	11	2	10	14	3	40	117	117	157
Not Specified	1	2	0	2	0	5	4	4	9
White	4	13	22	42	10	91	17	17	108
Total	20	22	52	82	17	193	149	149	342
Continuing	16	19	51	80	14	180	139	139	319
First Time College	2	1	0	0	0	3	0	0	3
Graduate	0	0	0	0	0	0	1	1	1
Graduate - Internal	0	0	0	0	0	0	9	9	9
Readmits	0	0	0	2	1	3	0	0	3
Transfer	2	2	1	0	2	7	0	0	7
Total	20	22	52	82	17	193	149	149	342
Heartland Rate	2	0	2	1	0	5	0	0	5
International - Non Resident	11	2	10	14	2	39	114	114	153
Kansas Rate	0	1	0	0	1	2	0	0	2
Metro Rate	1	3	10	18	2	34	15	15	49
Military/Veteran	0	1	0	2	0	3	0	0	3



Comprehensive Enrollment Report

2019 Summer Semester

[Return to Contents](#)

Comp Sci & Elect Engr	Undergraduate						Graduate		Total
	FRESHMAN	SOPHOMORE	JUNIOR	SENIOR	2ND BACHELORS	Career Sub-Total	MASTERS	Career Sub-Total	
Missouri Resident	6	13	29	46	12	106	18	18	124
Non-Missouri Resident	0	2	1	1	0	4	2	2	6
Total	20	22	52	82	17	193	149	149	342



Comprehensive Enrollment Report

2019 Summer Semester

[Return to Contents](#)

School of Computing & Engineering Department Profiles

SCE - General	Undergraduate		Graduate		Total
	UNKN-U	Career Sub-Total	UNKN-G	Career Sub-Total	
Female	1	1	1	1	2
Male	10	10	2	2	12
Total	11	11	3	3	14
Enrolled Full-Time	1	1	0	0	1
Enrolled Part-Time	10	10	3	3	13
Total	11	11	3	3	14
On Campus	11	11	3	3	14
Total	11	11	3	3	14
Black/African American	1	1	0	0	1
Hispanic/Latino	1	1	0	0	1
Non Res International	0	0	1	1	1
Not Specified	1	1	0	0	1
White	8	8	2	2	10
Total	11	11	3	3	14
Visiting Student	11	11	3	3	14
Total	11	11	3	3	14
Kansas Rate	1	1	0	0	1
Metro Rate	2	2	1	1	3
Missouri Resident	8	8	2	2	10
Total	11	11	3	3	14



Comprehensive Enrollment Report

2019 Summer Semester

[Return to Contents](#)

School of Dentistry	Undergraduate				Graduate					Total
	JUNIOR	SENIOR	2ND BACHELORS	Career Sub-Total	MASTERS	DOC - PROF (Y1)	DOC - PROF (Y3)	DOC - PROF (Y4)	Career Sub-Total	
Female	2	24	7	33	22	3	56	54	135	168
Male	0	0	0	0	14	0	53	55	122	122
Total	2	24	7	33	36	3	109	109	257	290
Enrolled Full-Time	1	23	7	31	21	3	109	109	242	273
Enrolled Part-Time	1	1	0	2	15	0	0	0	15	17
Total	2	24	7	33	36	3	109	109	257	290
On Campus	2	24	7	33	36	3	109	109	257	290
Total	2	24	7	33	36	3	109	109	257	290
Asian	0	2	0	2	5	0	13	18	36	38
Black/African American	0	1	0	1	0	0	4	3	7	8
Hispanic/Latino	0	0	0	0	2	1	8	7	18	18
Multiple Race/Ethnicity	0	1	0	1	0	0	1	4	5	6
Native Hawaiian Or Other Pacific Islander	0	0	0	0	0	0	1	0	1	1
Non Res International	0	1	0	1	0	0	3	2	5	6
Not Specified	0	1	0	1	3	1	3	2	9	10
White	2	18	7	27	26	1	76	73	176	203
Total	2	24	7	33	36	3	109	109	257	290
Continuing	2	24	7	33	21	1	109	109	240	273
Graduate	0	0	0	0	12	0	0	0	12	12
Graduate - Internal	0	0	0	0	3	0	0	0	3	3
Professional	0	0	0	0	0	2	0	0	2	2
Total	2	24	7	33	36	3	109	109	257	290
Heartland Rate	0	2	0	2	0	0	0	0	0	2
International - Non Resident	0	1	0	1	0	0	3	2	5	6
Kansas Rate	0	0	1	1	0	0	0	0	0	1
Metro Rate	1	5	1	7	4	0	0	0	4	11
Missouri Resident	0	14	5	19	3	1	70	65	139	158
Non-Missouri Resident	1	2	0	3	29	2	36	42	109	112
Total	2	24	7	33	36	3	109	109	257	290



Comprehensive Enrollment Report

2019 Summer Semester

[Return to Contents](#)

School of Dentistry Department Profiles

Adv Educ in General Dentistry	Graduate		Total
	MASTERS	Career Sub-Total	
Female	2	2	2
Male	2	2	2
Total	4	4	4
Enrolled Full-Time	4	4	4
Total	4	4	4
On Campus	4	4	4
Total	4	4	4
Asian	2	2	2
Hispanic/Latino	1	1	1
Not Specified	1	1	1
Total	4	4	4
Graduate	3	3	3
Graduate - Internal	1	1	1
Total	4	4	4
Non-Missouri Resident	4	4	4
Total	4	4	4



Comprehensive Enrollment Report

2019 Summer Semester

[Return to Contents](#)

School of Dentistry Department Profiles

Dental Hygiene	Undergraduate				Graduate		Total
	JUNIOR	SENIOR	2ND BACHELORS	Career Sub-Total	MASTERS	Career Sub-Total	
Female	2	24	7	33	14	14	47
Male	0	0	0	0	1	1	1
Total	2	24	7	33	15	15	48
Enrolled Full-Time	1	23	7	31	0	0	31
Enrolled Part-Time	1	1	0	2	15	15	17
Total	2	24	7	33	15	15	48
On Campus	2	24	7	33	15	15	48
Total	2	24	7	33	15	15	48
Asian	0	2	0	2	0	0	2
Black/African American	0	1	0	1	0	0	1
Hispanic/Latino	0	0	0	0	1	1	1
Multiple Race/Ethnicity	0	1	0	1	0	0	1
Non Res International	0	1	0	1	0	0	1
Not Specified	0	1	0	1	0	0	1
White	2	18	7	27	14	14	41
Total	2	24	7	33	15	15	48
Continuing	2	24	7	33	11	11	44
Graduate	0	0	0	0	3	3	3
Graduate - Internal	0	0	0	0	1	1	1
Total	2	24	7	33	15	15	48
Heartland Rate	0	2	0	2	0	0	2
International - Non Resident	0	1	0	1	0	0	1
Kansas Rate	0	0	1	1	0	0	1
Metro Rate	1	5	1	7	4	4	11
Missouri Resident	0	14	5	19	1	1	20
Non-Missouri Resident	1	2	0	3	10	10	13
Total	2	24	7	33	15	15	48




Comprehensive Enrollment Report

2019 Summer Semester

[Return to Contents](#)

School of Dentistry Department Profiles

Endodontics	Graduate		Total
	MASTERS	Career Sub-Total	
Female	1	1	1
Male	3	3	3
Total	4	4	4
Enrolled Full-Time	4	4	4
Total	4	4	4
On Campus	4	4	4
Total	4	4	4
Asian	1	1	1
Not Specified	1	1	1
White	2	2	2
Total	4	4	4
Continuing	2	2	2
Graduate	1	1	1
Graduate - Internal	1	1	1
Total	4	4	4
Non-Missouri Resident	4	4	4
Total	4	4	4



Comprehensive Enrollment Report

2019 Summer Semester

[Return to Contents](#)

School of Dentistry Department Profiles

Oral and Craniofacial Sciences	Graduate		Total
	MASTERS	Career Sub-Total	
Female	5	5	5
Male	5	5	5
Total	10	10	10
Enrolled Full-Time	10	10	10
Total	10	10	10
On Campus	10	10	10
Total	10	10	10
Asian	2	2	2
Not Specified	1	1	1
White	7	7	7
Total	10	10	10
Continuing	7	7	7
Graduate	3	3	3
Total	10	10	10
Missouri Resident	2	2	2
Non-Missouri Resident	8	8	8
Total	10	10	10



Comprehensive Enrollment Report

2019 Summer Semester

[Return to Contents](#)

School of Dentistry Department Profiles

Periodontics	Graduate		Total
	MASTERS	Career Sub-Total	
Male	3	3	3
Total	3	3	3
Enrolled Full-Time	3	3	3
Total	3	3	3
On Campus	3	3	3
Total	3	3	3
White	3	3	3
Total	3	3	3
Continuing	1	1	1
Graduate	2	2	2
Total	3	3	3
Non-Missouri Resident	3	3	3
Total	3	3	3



Comprehensive Enrollment Report

2019 Summer Semester

[Return to Contents](#)

School of Dentistry Department Profiles

Restorative Clinical Sciences	Graduate				Total
	DOC - PROF (Y1)	DOC - PROF (Y3)	DOC - PROF (Y4)	Career Sub-Total	
Female	3	56	54	113	113
Male	0	53	55	108	108
Total	3	109	109	221	221
Enrolled Full-Time	3	109	109	221	221
Total	3	109	109	221	221
On Campus	3	109	109	221	221
Total	3	109	109	221	221
Asian	0	13	18	31	31
Black/African American	0	4	3	7	7
Hispanic/Latino	1	8	7	16	16
Multiple Race/Ethnicity	0	1	4	5	5
Native Hawaiian Or Other Pacific Islander	0	1	0	1	1
Non Res International	0	3	2	5	5
Not Specified	1	3	2	6	6
White	1	76	73	150	150
Total	3	109	109	221	221
Continuing	1	109	109	219	219
Professional	2	0	0	2	2
Total	3	109	109	221	221
International - Non Resident	0	3	2	5	5
Missouri Resident	1	70	65	136	136
Non-Missouri Resident	2	36	42	80	80
Total	3	109	109	221	221



Comprehensive Enrollment Report

2019 Summer Semester

[Return to Contents](#)

School of Education	Undergraduate						Graduate					Total
	FRESHMAN	SOPHOMORE	JUNIOR	SENIOR	2ND BACHELORS	Career Sub-Total	MASTERS	SPECIAL	DOC - RSRCH	UNKN-G	Career Sub-Total	
Female	5	7	15	17	1	45	184	37	25	11	257	302
Male	0	1	6	5	0	12	43	8	14	5	70	82
Total	5	8	21	22	1	57	227	45	39	16	327	384
Enrolled Full-Time	2	4	11	12	1	30	165	22	24	3	214	244
Enrolled Part-Time	3	4	10	10	0	27	62	23	15	13	113	140
Total	5	8	21	22	1	57	227	45	39	16	327	384
On Campus	5	8	21	22	1	57	227	45	39	16	327	384
Total	5	8	21	22	1	57	227	45	39	16	327	384
American Indian/Alaska Native	0	0	0	0	0	0	1	0	1	0	2	2
Asian	0	0	1	2	0	3	8	1	3	0	12	15
Black/African American	1	1	1	0	0	3	32	7	5	3	47	50
Hispanic/Latino	1	2	2	1	0	6	8	1	1	0	10	16
Multiple Race/Ethnicity	0	1	0	0	0	1	6	1	1	1	9	10
Non Res International	0	0	0	0	0	0	3	0	1	0	4	4
Not Specified	0	0	0	0	0	0	8	6	2	0	16	16
White	3	4	17	19	1	44	161	29	25	12	227	271
Total	5	8	21	22	1	57	227	45	39	16	327	384
Continuing	3	7	21	22	0	53	169	37	39	0	245	298
First Time College	2	0	0	0	0	2	0	0	0	0	0	2
Graduate	0	0	0	0	0	0	37	2	0	0	39	39
Graduate - Internal	0	0	0	0	0	0	13	1	0	0	14	14
Readmits	0	1	0	0	0	1	8	4	0	0	12	13
Readmits - Admit Different Degree	0	0	0	0	1	1	0	1	0	0	1	2
Visiting Student	0	0	0	0	0	0	0	0	0	16	16	16
Total	5	8	21	22	1	57	227	45	39	16	327	384
Heartland Rate	0	2	0	1	0	3	0	0	0	0	0	3
International - Non Resident	0	0	0	0	0	0	3	0	1	0	4	4
Metro Rate	0	1	8	7	0	16	55	13	5	6	79	95
Midwest Student Exchange	0	0	0	0	0	0	3	0	1	0	4	4
Missouri Resident	5	5	13	14	1	38	152	32	16	10	210	248
Non-Missouri Resident	0	0	0	0	0	0	14	0	16	0	30	30
Total	5	8	21	22	1	57	227	45	39	16	327	384



Comprehensive Enrollment Report

2019 Summer Semester

[Return to Contents](#)

School of Education Department Profiles

Counsel and EducPsychology	Graduate				Total
	MASTERS	SPECIAL	DOC - RSRCH	Career Sub-Total	
Female	86	2	18	106	106
Male	18	0	4	22	22
Total	104	2	22	128	128
Enrolled Full-Time	85	1	10	96	96
Enrolled Part-Time	19	1	12	32	32
Total	104	2	22	128	128
On Campus	104	2	22	128	128
Total	104	2	22	128	128
American Indian/Alaska Native	0	0	1	1	1
Asian	5	0	3	8	8
Black/African American	9	0	1	10	10
Hispanic/Latino	1	0	1	2	2
Multiple Race/Ethnicity	2	0	0	2	2
Non Res International	1	0	1	2	2
Not Specified	4	0	2	6	6
White	82	2	13	97	97
Total	104	2	22	128	128
Continuing	102	2	22	126	126
Graduate	1	0	0	1	1
Readmits	1	0	0	1	1
Total	104	2	22	128	128
International - Non Resident	1	0	1	2	2
Metro Rate	28	0	1	29	29
Midwest Student Exchange	1	0	1	2	2
Missouri Resident	67	2	3	72	72
Non-Missouri Resident	7	0	16	23	23
Total	104	2	22	128	128



Comprehensive Enrollment Report

2019 Summer Semester

[Return to Contents](#)

School of Education Department Profiles

Educ Ldr & Policy Fnd	Graduate				Total
	MASTERS	SPECIAL	DOC - RSRCH	Career Sub-Total	
Female	28	16	7	51	51
Male	8	7	10	25	25
Total	36	23	17	76	76
Enrolled Full-Time	14	14	14	42	42
Enrolled Part-Time	22	9	3	34	34
Total	36	23	17	76	76
On Campus	36	23	17	76	76
Total	36	23	17	76	76
Asian	1	1	0	2	2
Black/African American	9	5	4	18	18
Hispanic/Latino	2	0	0	2	2
Multiple Race/Ethnicity	2	0	1	3	3
Not Specified	0	5	0	5	5
White	22	12	12	46	46
Total	36	23	17	76	76
Continuing	33	18	17	68	68
Graduate	1	1	0	2	2
Graduate - Internal	2	1	0	3	3
Readmits	0	2	0	2	2
Readmits - Admit Different Degree	0	1	0	1	1
Total	36	23	17	76	76
Metro Rate	10	7	4	21	21
Midwest Student Exchange	1	0	0	1	1
Missouri Resident	20	16	13	49	49
Non-Missouri Resident	5	0	0	5	5
Total	36	23	17	76	76



Comprehensive Enrollment Report

2019 Summer Semester

[Return to Contents](#)

School of Education Department Profiles

Education - General	Undergraduate					Graduate		Total
	FRESHMAN	SOPHOMORE	JUNIOR	SENIOR	Career Sub-Total	UNKN-G	Career Sub-Total	
Female	5	7	7	1	20	11	11	31
Male	0	1	3	1	5	5	5	10
Total	5	8	10	2	25	16	16	41
Enrolled Full-Time	2	4	6	2	14	3	3	17
Enrolled Part-Time	3	4	4	0	11	13	13	24
Total	5	8	10	2	25	16	16	41
On Campus	5	8	10	2	25	16	16	41
Total	5	8	10	2	25	16	16	41
Black/African American	1	1	0	0	2	3	3	5
Hispanic/Latino	1	2	2	0	5	0	0	5
Multiple Race/Ethnicity	0	1	0	0	1	1	1	2
White	3	4	8	2	17	12	12	29
Total	5	8	10	2	25	16	16	41
Continuing	3	7	10	2	22	0	0	22
First Time College	2	0	0	0	2	0	0	2
Readmits	0	1	0	0	1	0	0	1
Visiting Student	0	0	0	0	0	16	16	16
Total	5	8	10	2	25	16	16	41
Heartland Rate	0	2	0	0	2	0	0	2
Metro Rate	0	1	4	2	7	6	6	13
Missouri Resident	5	5	6	0	16	10	10	26
Total	5	8	10	2	25	16	16	41



Comprehensive Enrollment Report

2019 Summer Semester

[Return to Contents](#)

School of Education Department Profiles

Teach Educ and Curric Studies	Undergraduate				Graduate			Total
	JUNIOR	SENIOR	2ND BACHELORS	Career Sub-Total	MASTERS	SPECIAL	Career Sub-Total	
Female	8	16	1	25	70	19	89	114
Male	3	4	0	7	17	1	18	25
Total	11	20	1	32	87	20	107	139
Enrolled Full-Time	5	10	1	16	66	7	73	89
Enrolled Part-Time	6	10	0	16	21	13	34	50
Total	11	20	1	32	87	20	107	139
On Campus	11	20	1	32	87	20	107	139
Total	11	20	1	32	87	20	107	139
American Indian/Alaska Native	0	0	0	0	1	0	1	1
Asian	1	2	0	3	2	0	2	5
Black/African American	1	0	0	1	14	2	16	17
Hispanic/Latino	0	1	0	1	5	1	6	7
Multiple Race/Ethnicity	0	0	0	0	2	1	3	3
Non Res International	0	0	0	0	2	0	2	2
Not Specified	0	0	0	0	4	1	5	5
White	9	17	1	27	57	15	72	99
Total	11	20	1	32	87	20	107	139
Continuing	11	20	0	31	34	17	51	82
Graduate	0	0	0	0	35	1	36	36
Graduate - Internal	0	0	0	0	11	0	11	11
Readmits	0	0	0	0	7	2	9	9
Readmits - Admit Different Degree	0	0	1	1	0	0	0	1
Total	11	20	1	32	87	20	107	139
Heartland Rate	0	1	0	1	0	0	0	1
International - Non Resident	0	0	0	0	2	0	2	2
Metro Rate	4	5	0	9	17	6	23	32
Midwest Student Exchange	0	0	0	0	1	0	1	1
Missouri Resident	7	14	1	22	65	14	79	101
Non-Missouri Resident	0	0	0	0	2	0	2	2



Comprehensive Enrollment Report

2019 Summer Semester

[Return to Contents](#)

Teach Educ and Curric Studies	Undergraduate				Graduate			Total
	JUNIOR	SENIOR	2ND BACHELORS	Career Sub-Total	MASTERS	SPECIAL	Career Sub-Total	
Total	11	20	1	32	87	20	107	139



Comprehensive Enrollment Report

2019 Summer Semester

[Return to Contents](#)

School of Graduate Studies	Graduate			Total
	MASTERS	DOC - RSRCH	Career Sub-Total	
Female	4	28	32	32
Male	0	47	47	47
Total	4	75	79	79
Enrolled Full-Time	0	8	8	8
Enrolled Part-Time	4	67	71	71
Total	4	75	79	79
On Campus	4	75	79	79
Total	4	75	79	79
Asian	0	2	2	2
Black/African American	1	3	4	4
Hispanic/Latino	0	2	2	2
Multiple Race/Ethnicity	1	0	1	1
Non Res International	0	37	37	37
Not Specified	0	5	5	5
White	2	26	28	28
Total	4	75	79	79
Continuing	4	69	73	73
Graduate	0	4	4	4
Graduate - Internal	0	2	2	2
Total	4	75	79	79
International - Non Resident	0	36	36	36
Metro Rate	2	10	12	12
Midwest Student Exchange	0	1	1	1
Missouri Resident	2	21	23	23
Non-Missouri Resident	0	7	7	7
Total	4	75	79	79



Comprehensive Enrollment Report

2019 Summer Semester

[Return to Contents](#)

School of Graduate Studies Department Profiles

Graduate Studies	Graduate			Total
	MASTERS	DOC - RSRCH	Career Sub-Total	
Female	4	28	32	32
Male	0	47	47	47
Total	4	75	79	79
Enrolled Full-Time	0	8	8	8
Enrolled Part-Time	4	67	71	71
Total	4	75	79	79
On Campus	4	75	79	79
Total	4	75	79	79
Asian	0	2	2	2
Black/African American	1	3	4	4
Hispanic/Latino	0	2	2	2
Multiple Race/Ethnicity	1	0	1	1
Non Res International	0	37	37	37
Not Specified	0	5	5	5
White	2	26	28	28
Total	4	75	79	79
Continuing	4	69	73	73
Graduate	0	4	4	4
Graduate - Internal	0	2	2	2
Total	4	75	79	79
International - Non Resident	0	36	36	36
Metro Rate	2	10	12	12
Midwest Student Exchange	0	1	1	1
Missouri Resident	2	21	23	23
Non-Missouri Resident	0	7	7	7
Total	4	75	79	79



Comprehensive Enrollment Report

2019 Summer Semester

[Return to Contents](#)

School of Law	Graduate						Total
	MASTERS	DOC - PROF (Y1)	DOC - PROF (Y2)	DOC - PROF (Y3)	UNKN-P	Career Sub-Total	
Female	3	22	45	40	3	113	113
Male	4	29	31	35	5	104	104
Total	7	51	76	75	8	217	217
Enrolled Full-Time	4	42	41	31	1	119	119
Enrolled Part-Time	3	9	35	44	7	98	98
Total	7	51	76	75	8	217	217
On Campus	7	51	76	75	1	210	210
Off Campus	0	0	0	0	7	7	7
Total	7	51	76	75	8	217	217
Asian	0	2	1	3	0	6	6
Black/African American	1	3	4	3	1	12	12
Hispanic/Latino	1	3	6	5	1	16	16
Multiple Race/Ethnicity	0	2	2	1	0	5	5
Non Res International	1	1	0	3	1	6	6
Not Specified	0	1	2	2	1	6	6
White	4	39	61	58	4	166	166
Total	7	51	76	75	8	217	217
Continuing	5	30	74	74	0	183	183
Graduate	2	0	0	0	0	2	2
Graduate - Internal	0	0	2	1	0	3	3
Professional	0	20	0	0	0	20	20
Professional - Internal	0	1	0	0	0	1	1
Visiting Student	0	0	0	0	8	8	8
Total	7	51	76	75	8	217	217
International - Non Resident	1	1	0	2	1	5	5
Military/Veteran	0	1	0	0	0	1	1
Missouri Resident	3	34	51	50	0	138	138
Non-Missouri Resident	3	15	25	23	7	73	73
Total	7	51	76	75	8	217	217



Comprehensive Enrollment Report

2019 Summer Semester

[Return to Contents](#)

School of Law Department Profiles

Law General	Graduate						Total
	MASTERS	DOC - PROF (Y1)	DOC - PROF (Y2)	DOC - PROF (Y3)	UNKN-P	Career Sub-Total	
Female	3	22	45	40	3	113	113
Male	4	29	31	35	5	104	104
Total	7	51	76	75	8	217	217
Enrolled Full-Time	4	42	41	31	1	119	119
Enrolled Part-Time	3	9	35	44	7	98	98
Total	7	51	76	75	8	217	217
On Campus	7	51	76	75	1	210	210
Off Campus					7	7	7
Total	7	51	76	75	8	217	217
Asian	0	2	1	3	0	6	6
Black/African American	1	3	4	3	1	12	12
Hispanic/Latino	1	3	6	5	1	16	16
Multiple Race/Ethnicity	0	2	2	1	0	5	5
Non Res International	1	1	0	3	1	6	6
Not Specified	0	1	2	2	1	6	6
White	4	39	61	58	4	166	166
Total	7	51	76	75	8	217	217
Continuing	5	30	74	74	0	183	183
Graduate	2	0	0	0	0	2	2
Graduate - Internal	0	0	2	1	0	3	3
Professional	0	20	0	0	0	20	20
Professional - Internal	0	1	0	0	0	1	1
Visiting Student	0	0	0	0	8	8	8
Total	7	51	76	75	8	217	217
International - Non Resident	1	1	0	2	1	5	5
Military/Veteran	0	1	0	0	0	1	1
Missouri Resident	3	34	51	50	0	138	138
Non-Missouri Resident	3	15	25	23	7	73	73
Total	7	51	76	75	8	217	217



Comprehensive Enrollment Report

2019 Summer Semester

[Return to Contents](#)

School of Medicine	Undergraduate				Graduate							Total
	SOPHOMORE	JUNIOR	SENIOR	Career Sub-Total	MASTERS	DOC - PROF (Y1)	DOC - PROF (Y2)	DOC - PROF (Y3)	DOC - PROF (Y4)	UNKN-G	Career Sub-Total	
Female	9	60	20	89	59	71	69	69	60	1	329	418
Male	3	30	4	37	24	47	39	44	56	1	211	248
Total	12	90	24	126	83	118	108	113	116	2	540	666
Enrolled Full-Time	12	90	24	126	67	118	108	113	116	0	522	648
Enrolled Part-Time	0	0	0	0	16	0	0	0	0	2	18	18
Total	12	90	24	126	83	118	108	113	116	2	540	666
On Campus	12	90	24	126	83	118	108	113	116	2	540	666
Total	12	90	24	126	83	118	108	113	116	2	540	666
American Indian/Alaska Native	0	0	0	0	0	0	0	0	0	1	1	1
Asian	6	41	9	56	4	49	48	56	43	0	200	256
Black/African American	1	3	2	6	4	6	8	9	6	0	33	39
Hispanic/Latino	0	6	2	8	2	9	1	5	4	0	21	29
Multiple Race/Ethnicity	2	5	0	7	1	3	4	6	7	0	21	28
Non Res International	0	0	0	0	5	0	0	0	0	0	5	5
Not Specified	0	1	1	2	4	5	9	4	8	0	30	32
White	3	34	10	47	63	46	38	33	48	1	229	276
Total	12	90	24	126	83	118	108	113	116	2	540	666
Continuing	12	90	24	126	83	21	108	111	116	0	439	565
Professional	0	0	0	0	0	0	0	1	0	0	1	1
Professional - Internal	0	0	0	0	0	97	0	1	0	0	98	98
Visiting Student	0	0	0	0	0	0	0	0	0	2	2	2
Total	12	90	24	126	83	118	108	113	116	2	540	666
International - Non Resident	0	0	0	0	1	0	0	0	0	0	1	1
Medical Regional Rate	2	30	6	38	0	32	35	30	28	0	125	163
Metro Rate	0	0	0	0	2	0	0	0	0	0	2	2
Military/Veteran	0	0	0	0	1	0	0	0	0	0	1	1
Missouri Resident	9	50	17	76	51	76	68	70	80	2	347	423
Non-Missouri Resident	1	10	1	12	28	10	5	13	8	0	64	76
Total	12	90	24	126	83	118	108	113	116	2	540	666



Comprehensive Enrollment Report

2019 Summer Semester

[Return to Contents](#)

School of Medicine Department Profiles

Anesthesia Program	Graduate		Total
	MASTERS	Career Sub-Total	
Female	13	13	13
Male	9	9	9
Total	22	22	22
Enrolled Full-Time	22	22	22
Total	22	22	22
On Campus	22	22	22
Total	22	22	22
Black/African American	1	1	1
Hispanic/Latino	1	1	1
Not Specified	1	1	1
White	19	19	19
Total	22	22	22
Continuing	22	22	22
Total	22	22	22
Missouri Resident	12	12	12
Non-Missouri Resident	10	10	10
Total	22	22	22



Comprehensive Enrollment Report

2019 Summer Semester

[Return to Contents](#)

School of Medicine Department Profiles

Biomedical/Health Informatics	Graduate		Total
	MASTERS	Career Sub-Total	
Female	5	5	5
Male	5	5	5
Total	10	10	10
Enrolled Full-Time	1	1	1
Enrolled Part-Time	9	9	9
Total	10	10	10
On Campus	10	10	10
Total	10	10	10
Non Res International	5	5	5
White	5	5	5
Total	10	10	10
Continuing	10	10	10
Total	10	10	10
International - Non Resident	1	1	1
Metro Rate	1	1	1
Missouri Resident	4	4	4
Non-Missouri Resident	4	4	4
Total	10	10	10



Comprehensive Enrollment Report

2019 Summer Semester

[Return to Contents](#)

School of Medicine Department Profiles

Medicine - General	Undergraduate				Graduate							Total
	SOPHOMORE	JUNIOR	SENIOR	Career Sub-Total	MASTERS	DOC - PROF (Y1)	DOC - PROF (Y2)	DOC - PROF (Y3)	DOC - PROF (Y4)	UNKN-G	Career Sub-Total	
Female	9	60	20	89	41	71	69	69	60	1	311	400
Male	3	30	4	37	10	47	39	44	56	1	197	234
Total	12	90	24	126	51	118	108	113	116	2	508	634
Enrolled Full-Time	12	90	24	126	44	118	108	113	116	0	499	625
Enrolled Part-Time	0	0	0	0	7	0	0	0	0	2	9	9
Total	12	90	24	126	51	118	108	113	116	2	508	634
On Campus	12	90	24	126	51	118	108	113	116	2	508	634
Total	12	90	24	126	51	118	108	113	116	2	508	634
American Indian/Alaska Native	0	0	0	0	0	0	0	0	0	1	1	1
Asian	6	41	9	56	4	49	48	56	43	0	200	256
Black/African American	1	3	2	6	3	6	8	9	6	0	32	38
Hispanic/Latino	0	6	2	8	1	9	1	5	4	0	20	28
Multiple Race/Ethnicity	2	5	0	7	1	3	4	6	7	0	21	28
Not Specified	0	1	1	2	3	5	9	4	8	0	29	31
White	3	34	10	47	39	46	38	33	48	1	205	252
Total	12	90	24	126	51	118	108	113	116	2	508	634
Continuing	12	90	24	126	51	21	108	111	116	0	407	533
Professional	0	0	0	0	0	0	0	1	0	0	1	1
Professional - Internal	0	0	0	0	0	97	0	1	0	0	98	98
Visiting Student	0	0	0	0	0	0	0	0	0	2	2	2
Total	12	90	24	126	51	118	108	113	116	2	508	634
Medical Regional Rate	2	30	6	38	0	32	35	30	28	0	125	163
Metro Rate	0	0	0	0	1	0	0	0	0	0	1	1
Military/Veteran	0	0	0	0	1	0	0	0	0	0	1	1
Missouri Resident	9	50	17	76	35	76	68	70	80	2	331	407
Non-Missouri Resident	1	10	1	12	14	10	5	13	8	0	50	62
Total	12	90	24	126	51	118	108	113	116	2	508	634



Comprehensive Enrollment Report

2019 Summer Semester

[Return to Contents](#)

School of Nursing & Health Studies	Undergraduate							Graduate				Total
	FRESHMAN	SOPHOMORE	JUNIOR	SENIOR	2ND BACHELORS	UNKN-U	Career Sub-Total	MASTERS	DOC - RSRCH	UNKN-G	Career Sub-Total	
Female	11	36	60	95	37	6	245	392	158	6	556	801
Male	4	9	9	20	7	0	49	29	26	0	55	104
Total	15	45	69	115	44	6	294	421	184	6	611	905
Enrolled Full-Time	9	25	39	69	25	2	169	295	100	0	395	564
Enrolled Part-Time	6	20	30	46	19	4	125	126	84	6	216	341
Total	15	45	69	115	44	6	294	421	184	6	611	905
On Campus	15	44	69	115	44	6	293	421	183	6	610	903
Off Campus	0	1	0	0	0	0	1	0	1	0	1	2
Total	15	45	69	115	44	6	294	421	184	6	611	905
American Indian/Alaska Native	0	0	0	0	0	0	0	1	0	0	1	1
Asian	0	3	4	5	1	0	13	20	9	0	29	42
Black/African American	5	6	9	21	5	1	47	26	7	0	33	80
Hispanic/Latino	0	3	7	14	1	0	25	10	9	0	19	44
Multiple Race/Ethnicity	3	0	1	5	0	0	9	6	2	0	8	17
Native Hawaiian Or Other Pacific Islander	0	0	0	1	0	0	1	0	0	0	0	1
Non Res International	1	0	2	1	2	0	6	0	0	0	0	6
Not Specified	0	0	3	3	4	0	10	13	13	0	26	36
White	6	33	43	65	31	5	183	345	144	6	495	678
Total	15	45	69	115	44	6	294	421	184	6	611	905
Continuing	12	40	64	104	32	1	253	320	141	0	461	714
First Time College	3	0	0	0	0	0	3	0	0	0	0	3
Graduate	0	0	0	0	0	0	0	73	30	0	103	103
Graduate - Internal	0	0	0	0	0	0	0	25	5	0	30	30
Readmits	0	2	0	6	1	0	9	3	4	0	7	16
Readmits - Admit Different Degree	0	0	0	0	3	0	3	0	4	0	4	7
Transfer	0	3	5	5	8	0	21	0	0	0	0	21
Visiting Student	0	0	0	0	0	5	5	0	0	6	6	11
Total	15	45	69	115	44	6	294	421	184	6	611	905
Heartland Rate	1	1	5	7	0	0	14	0	0	0	0	14
International - Non Resident	1	0	2	1	2	0	6	0	0	0	0	6
Kansas Rate	0	1	0	2	1	0	4	1	0	0	1	5
Metro Rate	2	5	10	24	16	1	58	110	40	1	151	209



Comprehensive Enrollment Report

2019 Summer Semester

[Return to Contents](#)

School of Nursing & Health Studies	Undergraduate							Graduate				Total
	FRESHMAN	SOPHOMORE	JUNIOR	SENIOR	2ND BACHELORS	UNKN-U	Career Sub-Total	MASTERS	DOC - RSRCH	UNKN-G	Career Sub-Total	
Midwest Student Exchange	0	0	0	0	0	0	0	24	4	0	28	28
Military/Veteran	0	0	0	2	0	0	2	0	1	0	1	3
Missouri Resident	10	36	51	73	22	5	197	212	94	3	309	506
Non-Missouri Resident	1	2	1	6	3	0	13	74	45	2	121	134
Total	15	45	69	115	44	6	294	421	184	6	611	905



Comprehensive Enrollment Report

2019 Summer Semester

[Return to Contents](#)

School of Nursing & Health Studies Department Profiles

Nursing General	Undergraduate							Graduate				Total
	FRESHMAN	SOPHOMORE	JUNIOR	SENIOR	2ND BACHELORS	UNKN-U	Career Sub-Total	MASTERS	DOC - RSRCH	UNKN-G	Career Sub-Total	
Female	11	36	60	95	37	6	245	392	158	6	556	801
Male	4	9	9	20	7	0	49	29	26	0	55	104
Total	15	45	69	115	44	6	294	421	184	6	611	905
Enrolled Full-Time	9	25	39	69	25	2	169	295	100	0	395	564
Enrolled Part-Time	6	20	30	46	19	4	125	126	84	6	216	341
Total	15	45	69	115	44	6	294	421	184	6	611	905
On Campus	15	44	69	115	44	6	293	421	183	6	610	903
Off Campus		1					1		1		1	2
Total	15	45	69	115	44	6	294	421	184	6	611	905
American Indian/Alaska Native	0	0	0	0	0	0	0	1	0	0	1	1
Asian	0	3	4	5	1	0	13	20	9	0	29	42
Black/African American	5	6	9	21	5	1	47	26	7	0	33	80
Hispanic/Latino	0	3	7	14	1	0	25	10	9	0	19	44
Multiple Race/Ethnicity	3	0	1	5	0	0	9	6	2	0	8	17
Native Hawaiian Or Other Pacific Islander	0	0	0	1	0	0	1	0	0	0	0	1
Non Res International	1	0	2	1	2	0	6	0	0	0	0	6
Not Specified	0	0	3	3	4	0	10	13	13	0	26	36
White	6	33	43	65	31	5	183	345	144	6	495	678
Total	15	45	69	115	44	6	294	421	184	6	611	905
Continuing	12	40	64	104	32	1	253	320	141	0	461	714
First Time College	3	0	0	0	0	0	3	0	0	0	0	3
Graduate	0	0	0	0	0	0	0	73	30	0	103	103
Graduate - Internal	0	0	0	0	0	0	0	25	5	0	30	30
Readmits	0	2	0	6	1	0	9	3	4	0	7	16
Readmits - Admit Different Degree	0	0	0	0	3	0	3	0	4	0	4	7
Transfer	0	3	5	5	8	0	21	0	0	0	0	21
Visiting Student	0	0	0	0	0	5	5	0	0	6	6	11
Total	15	45	69	115	44	6	294	421	184	6	611	905
Heartland Rate	1	1	5	7	0	0	14	0	0	0	0	14



Comprehensive Enrollment Report

2019 Summer Semester

[Return to Contents](#)

Nursing General	Undergraduate							Graduate				Total
	FRESHMAN	SOPHOMORE	JUNIOR	SENIOR	2ND BACHELORS	UNKN-U	Career Sub-Total	MASTERS	DOC - RSRCH	UNKN-G	Career Sub-Total	
International - Non Resident	1	0	2	1	2	0	6	0	0	0	0	6
Kansas Rate	0	1	0	2	1	0	4	1	0	0	1	5
Metro Rate	2	5	10	24	16	1	58	110	40	1	151	209
Midwest Student Exchange	0	0	0	0	0	0	0	24	4	0	28	28
Military/Veteran	0	0	0	2	0	0	2	0	1	0	1	3
Missouri Resident	10	36	51	73	22	5	197	212	94	3	309	506
Non-Missouri Resident	1	2	1	6	3	0	13	74	45	2	121	134
Total	15	45	69	115	44	6	294	421	184	6	611	905



Comprehensive Enrollment Report

2019 Summer Semester

[Return to Contents](#)

School of Pharmacy	Graduate					Total
	DOC - PROF (YA)	DOC - PROF (Y1)	DOC - PROF (Y2)	DOC - PROF (Y3)	Career Sub-Total	
Female	0	5	1	1	7	7
Male	1	1	0	0	2	2
Total	1	6	1	1	9	9
Enrolled Full-Time	1	6	1	1	9	9
Total	1	6	1	1	9	9
On Campus	1	6	1	1	9	9
Total	1	6	1	1	9	9
Asian	0	2	0	0	2	2
Non Res International	1	0	0	0	1	1
White	0	4	1	1	6	6
Total	1	6	1	1	9	9
Continuing	1	0	1	1	3	3
Professional - Internal	0	6	0	0	6	6
Total	1	6	1	1	9	9
International - Non Resident	1	0	0	0	1	1
Missouri Resident	0	6	0	1	7	7
Non-Missouri Resident	0	0	1	0	1	1
Total	1	6	1	1	9	9



Comprehensive Enrollment Report

2019 Summer Semester

[Return to Contents](#)

School of Pharmacy Department Profiles

Pharmacy - General	Graduate					Total
	DOC - PROF (YA)	DOC - PROF (Y1)	DOC - PROF (Y2)	DOC - PROF (Y3)	Career Sub-Total	
Female	0	5	1	1	7	7
Male	1	1	0	0	2	2
Total	1	6	1	1	9	9
Enrolled Full-Time	1	6	1	1	9	9
Total	1	6	1	1	9	9
On Campus	1	6	1	1	9	9
Total	1	6	1	1	9	9
Asian	0	2	0	0	2	2
Non Res International	1	0	0	0	1	1
White	0	4	1	1	6	6
Total	1	6	1	1	9	9
Continuing	1	0	1	1	3	3
Professional - Internal	0	6	0	0	6	6
Total	1	6	1	1	9	9
International - Non Resident	1	0	0	0	1	1
Missouri Resident	0	6	0	1	7	7
Non-Missouri Resident	0	0	1	0	1	1
Total	1	6	1	1	9	9



Comprehensive Enrollment Report

2019 Summer Semester

[Return to Contents](#)

University College	Undergraduate					Total
	FRESHMAN	SOPHOMORE	JUNIOR	SENIOR	Career Sub-Total	
Female	1	2	0	1	4	4
Male	6	5	2	1	14	14
Total	7	7	2	2	18	18
Enrolled Full-Time	5	5	1	1	12	12
Enrolled Part-Time	2	2	1	1	6	6
Total	7	7	2	2	18	18
On Campus	7	7	2	2	18	18
Total	7	7	2	2	18	18
Asian	2	3	0	0	5	5
Black/African American	1	0	0	1	2	2
Hispanic/Latino	1	0	0	1	2	2
White	3	4	2	0	9	9
Total	7	7	2	2	18	18
Continuing	5	6	2	2	15	15
First Time College	2	0	0	0	2	2
Transfer	0	1	0	0	1	1
Total	7	7	2	2	18	18
Heartland Rate	2	0	0	0	2	2
Metro Rate	0	1	1	0	2	2
Missouri Resident	5	5	1	2	13	13
Non-Missouri Resident	0	1	0	0	1	1
Total	7	7	2	2	18	18



Comprehensive Enrollment Report

2019 Summer Semester

[Return to Contents](#)

University College Department Profiles

University College	Undergraduate					Total
	FRESHMAN	SOPHOMORE	JUNIOR	SENIOR	Career Sub-Total	
Female	1	2	0	1	4	4
Male	6	5	2	1	14	14
Total	7	7	2	2	18	18
Enrolled Full-Time	5	5	1	1	12	12
Enrolled Part-Time	2	2	1	1	6	6
Total	7	7	2	2	18	18
On Campus	7	7	2	2	18	18
Total	7	7	2	2	18	18
Asian	2	3	0	0	5	5
Black/African American	1	0	0	1	2	2
Hispanic/Latino	1	0	0	1	2	2
White	3	4	2	0	9	9
Total	7	7	2	2	18	18
Continuing	5	6	2	2	15	15
First Time College	2	0	0	0	2	2
Transfer	0	1	0	0	1	1
Total	7	7	2	2	18	18
Heartland Rate	2	0	0	0	2	2
Metro Rate	0	1	1	0	2	2
Missouri Resident	5	5	1	2	13	13
Non-Missouri Resident	0	1	0	0	1	1
Total	7	7	2	2	18	18



Comprehensive Enrollment Report

2019 Summer Semester

[Return to Contents](#)

The headcounts below represents Honors College ONLY

Honors College Total	Undergraduate			Graduate			Total
	SOPHOMORE	JUNIOR	SENIOR	DOC - PROF (Y1)	DOC - PROF (Y2)	DOC - PROF (Y3)	
Bloch School of Management	4	1	5	0	0	0	10
College of Arts & Sciences	8	17	19	0	0	0	44
Conservatory of Music & Dance	0	1	2	0	0	0	3
School of Biol and Chem Sci	5	6	6	0	0	0	17
School of Computing & Engineer	1	5	1	0	0	0	7
School of Education	0	2	0	0	0	0	2
School of Law	0	0	0	0	0	1	1
School of Medicine	1	3	1	4	1	0	10
School of Nursing & Health St	1	3	5	0	0	0	9
Total	20	38	39	4	1	1	103
Female	15	27	31	3	0	0	76
Male	5	11	8	1	1	1	27
Total	20	38	39	4	1	1	103
Enrolled Full-Time	13	26	31	4	1	1	76
Enrolled Part-Time	7	12	8	0	0	0	27
Total	20	38	39	4	1	1	103
On Campus	20	38	39	4	1	1	103
Total	20	38	39	4	1	1	103
Asian	2	3	3	2	0	0	10
Black/African American	2	0	3	1	1	0	7
Hispanic/Latino	3	3	2	0	0	0	8
Multiple Race/Ethnicity	2	4	3	0	0	0	9
Non Res International	0	2	1	0	0	0	3
Not Specified	0	0	2	0	0	0	2
White	11	26	25	1	0	1	64
Total	20	38	39	4	1	1	103
Continuing	20	38	39	0	1	1	99
Professional - Internal	0	0	0	4	0	0	4
Total	20	38	39	4	1	1	103
Heartland Rate	1	2	2	0	0	0	5
International - Non Resident	0	2	1	0	0	0	3



Comprehensive Enrollment Report

2019 Summer Semester

[Return to Contents](#)

The headcounts below represents Honors College ONLY

Honors College Total	Undergraduate			Graduate			Total
	SOPHOMORE	JUNIOR	SENIOR	DOC - PROF (Y1)	DOC - PROF (Y2)	DOC - PROF (Y3)	
Kansas Rate	0	0	1	0	0	0	1
Medical Regional Rate	0	0	0	2	0	0	2
Metro Rate	2	6	3	0	0	0	11
Missouri Resident	17	27	31	1	1	1	78
Non-Missouri Resident	0	1	1	1	0	0	3
Total	20	38	39	4	1	1	103



Comprehensive Enrollment Report

2019 Summer Semester

[Return to Contents](#)


Headcounts by Academic Plan

Henry W. Bloch School of Management

		Full Time	Part Time	Total	Male	Female	Total
Accountancy	Accounting BS	80	54	134	66	68	134
	Accounting MS	12	18	30	12	18	30
	Department Sub-Total	92	72	164	78	86	164
Business Adminstration	Business Administration BBA	227	103	330	193	137	330
	Business Administration MBA	73	143	216	117	99	216
	Non-Degree, B&PA	2	11	13	5	8	13
	Department Sub-Total	302	257	559	315	244	559
Cookingham Institute	Public Administration MPA	7	20	27	6	21	27
	Department Sub-Total	7	20	27	6	21	27
Finance	Finance - MS	12	16	28	17	11	28
	Department Sub-Total	12	16	28	17	11	28
Lewis White Real Estate Center	Entrepreneurial Real Estate MS	1	2	3	3		3
	Department Sub-Total	1	2	3	3	0	3
Total		414	367	781	419	362	781

College of Arts & Sciences

		Full Time	Part Time	Total	Male	Female	Unknown	Total
Archit & Urban Plan & Design	Architectural Studies	0	1	1		1		1
	Urban Planning & Design- BA	7	8	15	9	6		15
	Urban Studies BA	3	2	5	1	4		5
	Department Sub-Total	10	11	21	10	11	0	21
Art & Art History	Art History BA	5	0	5	1	4		5
	Art History MA	0	3	3	1	2		3
	Studio Art BA	10	10	20	5	15		20
	Studio Art MA	1	0	1	1			1
	Department Sub-Total	16	13	29	8	21	0	29
Chemistry	Chemistry BA	29	22	51	12	39		51
	Chemistry BS	14	13	27	13	14		27
	Chemistry MS	0	2	2	2			2
	Department Sub-Total	43	37	80	27	53	0	80



Comprehensive Enrollment Report

2019 Summer Semester

[Return to Contents](#)

Headcounts by Academic Plan

		Full Time	Part Time	Total	Male	Female	Unknown	Total
Communications Studies	Communication Studies BA	64	42	106	36	70		106
	Film and Media Arts	6	2	8	5	3		8
	Department Sub-Total	70	44	114	41	73	0	114
Criminal Justice & Criminology	Crim Justice & Criminology BA	56	21	77	34	43		77
	Crim Justice & Criminology-MS	3	7	10		10		10
	Department Sub-Total	59	28	87	34	53	0	87
Economics	Economics BA	21	11	32	29	3		32
	Economics MA	1	7	8	3	5		8
	Department Sub-Total	22	18	40	32	8	0	40
English Language & Literature	Creative Wri & Media Arts -MFA	2	2	4	2	2		4
	English BA	31	16	47	13	34		47
	English MA	1	2	3		3		3
	Department Sub-Total	34	20	54	15	39	0	54
Foreign Languages & Literature	Languages and Literatures BA	12	6	18	6	12		18
	Romance Languages & Lit - MA	0	3	3		3		3
	Department Sub-Total	12	9	21	6	15	0	21
Geosciences	Environ & Urban Geosciences MS	1	5	6	3	3		6
	Environmental Science BS	13	9	22	9	13		22
	Environmental Studies BA	5	5	10	3	7		10
	Geographic Info Systems - CT	6	0	6	5	1		6
	Geography BA	1	1	2		2		2
	Geography BS	3	5	8	5	3		8
	Geology BA	1	0	1	1			1
	Geology BS	13	3	16	5	11		16
	Department Sub-Total	43	28	71	31	40	0	71
History	History BA	14	12	26	15	11		26
	History MA	1	1	2		2		2
	Department Sub-Total	15	13	28	15	13	0	28
KA&S - General	ESL - Non-Degree	1	1	2	2			2
	ESL - Non-Degree	15	53	68	24	42	2	68
	Liberal Arts BLA	52	23	75	29	46		75
	Liberal Studies MA	2	1	3	1	2		3



Comprehensive Enrollment Report

2019 Summer Semester

[Return to Contents](#)

Headcounts by Academic Plan

		Full Time	Part Time	Total	Male	Female	Unknown	Total
KA&S - General	Non-Degree, A&S	30	120	150	64	86		150
	Pre-Dental Hygiene, A&S	5	3	8	1	7		8
	Pre-Dentistry, A&S	0	3	3		3		3
	Pre-Health Sciences, A&S	0	3	3		3		3
	Pre-Law, A&S	1	2	3		3		3
	Pre-Medicine, A&S	4	4	8	3	5		8
	Pre-Pharm	4	21	25	11	14		25
	Department Sub-Total	114	234	348	135	211	2	348
Mathematics & Statistics	Mathematics & Statistics BA	4	1	5	2	3		5
	Mathematics & Statistics BS	6	8	14	9	5		14
	Department Sub-Total	10	9	19	11	8	0	19
Philosophy	Philosophy BA	7	3	10	6	4		10
	Department Sub-Total	7	3	10	6	4	0	10
Physics & Astronomy	Physics BA	2	1	3	2	1		3
	Physics BS	4	4	8	5	3		8
	Physics MS	0	2	2	1	1		2
	Department Sub-Total	6	7	13	8	5	0	13
Political Science	Political Science BA	30	13	43	18	25		43
	Political Science MA	2	3	5	3	2		5
	Department Sub-Total	32	16	48	21	27	0	48
Psychology	Psychology BA	89	43	132	23	109		132
	Psychology PhD	1	0	1		1		1
	Department Sub-Total	90	43	133	23	110	0	133
Social Work	Social Work MSW	39	11	50	5	45		50
	Department Sub-Total	39	11	50	5	45	0	50
Sociology	Sociology BA	19	9	28	7	21		28
	Department Sub-Total	19	9	28	7	21	0	28
Theatre	Theatre BA	5	9	14	5	9		14
	Theatre: Design & Tech MFA	4	0	4		4		4
	Department Sub-Total	9	9	18	5	13	0	18
Total		650	562	1212	440	770	2	1212



Comprehensive Enrollment Report

2019 Summer Semester

[Return to Contents](#)

Headcounts by Academic Plan

Conservatory of Music & Dance

		Part Time	Full Time	Total	Male	Female	Total
Composition, Music Theory, Mus	Music Composition BM	0	4	4	2	2	4
	Music Composition DMA	3	0	3	2	1	3
	Music Composition MM	1	0	1		1	1
	Musicology - MM	1	0	1		1	1
	Department Sub-Total	5	4	9	4	5	9
Conservatory - General	Non-Degree, Cons	3	0	3		3	3
	Department Sub-Total	3	0	3	0	3	3
Dance	Dance BFA	7	5	12		12	12
	Department Sub-Total	7	5	12	0	12	12
Instrumental Studies	Music BA	2	1	3	2	1	3
	Music MA	0	1	1		1	1
	Performance - BM	5	3	8	7	1	8
	Performance-DMA	2	0	2	1	1	2
	Performance-MM	4	0	4	3	1	4
	Department Sub-Total	13	5	18	13	5	18
Jazz Studies	Jazz Studies - BM	2	6	8	8		8
	Music MA	1	1	2	2		2
	Department Sub-Total	3	7	10	10	0	10
Keyboard Studies	Performance-DMA	4	0	4	2	2	4
	Performance-MM	2	0	2	1	1	2
	Department Sub-Total	6	0	6	3	3	6
Music Education/Music Therapy	Music BA	1	5	6	1	5	6
	Music Education BME	6	9	15	7	8	15
	Music Education MME	2	19	21	10	11	21
	Department Sub-Total	9	33	42	18	24	42
Vocal Studies	Music BA	2	0	2	1	1	2
	Music MA	1	1	2	1	1	2
	Performance - BM	3	3	6	1	5	6
	Performance-MM	1	0	1	1		1
	Department Sub-Total	7	4	11	4	7	11



Comprehensive Enrollment Report

2019 Summer Semester

[Return to Contents](#)

Headcounts by Academic Plan

	Part Time	Full Time	Total	Male	Female	Total
Total	53	58	111	52	59	111

School of Biol and Chem Sci

		Part Time	Full Time	Total	Female	Male	Total
Biology Instructional	Biology BA	16	14	30	20	10	30
	Biology BS	79	74	153	111	42	153
	Biology MA	1	7	8	5	3	8
	Cell & Molecular Biology MS	1	3	4	4		4
	Non-Degree, Biological Sci	20	4	24	18	6	24
	Pre-Dentistry (Biology)	1	0	1		1	1
	Pre-Medicine (Biology)	2	1	3	3		3
	Department Sub-Total	120	103	223	161	62	223
Total		120	103	223	161	62	223

School of Computing & Engineering

		Full Time	Part Time	Total	Male	Female	Total
Civil & Mechanical Engineering	Civil Engineering BSCIE	9	13	22	18	4	22
	Civil Engineering MS	1	8	9	8	1	9
	Mechanical Engineering BSME	10	33	43	39	4	43
	Mechanical Engineering MS	0	3	3	2	1	3
	Department Sub-Total	20	57	77	67	10	77
Comp Sci & Elect Engr	Computer Science BA	4	11	15	11	4	15
	Computer Science BS	35	51	86	62	24	86
	Computer Science MS	46	72	118	68	50	118
	Electrical & Comp Engr - BS	42	34	76	61	15	76
	Electrical Engineering MS	10	21	31	26	5	31
	Information Technology BIT	10	6	16	12	4	16
	Department Sub-Total	147	195	342	240	102	342
SCE - General	Non-Degree, GSCE	0	3	3	2	1	3
	Non-Degree, Sch of Comp & Engr	1	10	11	10	1	11
	Department Sub-Total	1	13	14	12	2	14
Total		168	265	433	319	114	433



Comprehensive Enrollment Report

2019 Summer Semester

[Return to Contents](#)


Headcounts by Academic Plan

School of Dentistry

		Full Time	Part Time	Total	Female	Male	Total
Adv Educ in General Dentistry	Ct in Ad. Ed.in Gen Dent	4	0	4	2	2	4
	Department Sub-Total	4	0	4	2	2	4
Dental Hygiene	Dental Hygiene BSDH	31	2	33	33		33
	Dental Hygiene Education MS	0	15	15	14	1	15
	Department Sub-Total	31	17	48	47	1	48
Endodontics	Ct in Endodontics	4	0	4	1	3	4
	Department Sub-Total	4	0	4	1	3	4
Oral and Craniofacial Sciences	Oral & Craniofacial Sciences	10	0	10	5	5	10
	Department Sub-Total	10	0	10	5	5	10
Periodontics	Ct in Periodontics	3	0	3		3	3
	Department Sub-Total	3	0	3	0	3	3
Restorative Clinical Sciences	Dentistry DDS	221	0	221	113	108	221
	Department Sub-Total	221	0	221	113	108	221
Total		273	17	290	168	122	290

School of Education

		Full Time	Part Time	Total	Female	Male	Total
Counsel and EducPsychology	Counseling - MA	70	15	85	70	15	85
	Counseling & Guidance MA	15	4	19	16	3	19
	Counseling EDSP	1	1	2	2		2
	Counseling Psychology PhD	10	12	22	18	4	22
	Department Sub-Total	96	32	128	106	22	128
Educ Ldr & Policy Fnd	Education EdD	14	3	17	7	10	17
	Educational Administration EDS	14	9	23	16	7	23
	Educational Administration MA	14	22	36	28	8	36
	Department Sub-Total	42	34	76	51	25	76
Education - General	Non-Degree, Educ	3	13	16	11	5	16
	Pre Early Childhood	4	5	9	9		9
	Pre Education Middle School	0	1	1	1		1
	Pre-Elementary Educ	4	3	7	7		7



Comprehensive Enrollment Report

2019 Summer Semester

[Return to Contents](#)

Headcounts by Academic Plan

		Full Time	Part Time	Total	Female	Male	Total
Education - General	Pre-Secondary Educ	6	2	8	3	5	8
	Department Sub-Total	17	24	41	31	10	41
Teach Educ and Curric Studies	Curriculum & Instruction EDSP	1	9	10	9	1	10
	Curriculum & Instruction MA	52	15	67	57	10	67
	Early Childhood Education BA	2	3	5	5		5
	Elementary Education BA	7	6	13	12	1	13
	Language and Literacy EdSp	6	4	10	10		10
	Language and Literacy MA	2	1	3	3		3
	Middle School Education BA	1	3	4	2	2	4
	Reading Intervention CT	1	2	3	2	1	3
	Secondary Education BA	6	4	10	6	4	10
	Special Education MA	4	0	4	4		4
	Teaching-MA	7	3	10	4	6	10
	Department Sub-Total	89	50	139	114	25	139
Total		244	140	384	302	82	384

School of Graduate Studies

		Part Time	Full Time	Total	Male	Female	Total
Graduate Studies	College Tch & Career Prep - CT	4	0	4		4	4
	Doctor of Philosophy	67	8	75	47	28	75
	Department Sub-Total	71	8	79	47	32	79
Total		71	8	79	47	32	79

School of Law

		Full Time	Part Time	Total	Male	Female	Total
Law General	Law JD	114	88	202	95	107	202
	Master of Laws in Lawyering	3	3	6	3	3	6
	Non-degree Law	1	7	8	5	3	8
	Taxation LLM	1	0	1	1		1
	Department Sub-Total	119	98	217	104	113	217
Total		119	98	217	104	113	217



Comprehensive Enrollment Report

2019 Summer Semester

[Return to Contents](#)

Headcounts by Academic Plan

School of Medicine

		Part Time	Full Time	Total	Female	Male	Total
Anesthesia Program	Anesthesia- MS	0	22	22	13	9	22
	Department Sub-Total	0	22	22	13	9	22
Biomedical/Health Informatics	Bioinformatics - MS	7	1	8	3	5	8
	Clinical Research Certificate	2	0	2	2		2
	Department Sub-Total	9	1	10	5	5	10
Medicine - General	Health Professions Educ CT	2	0	2	2		2
	Master of Health Prof Educ	5	3	8	7	1	8
	Medicine MD-Six Year Program	0	126	126	89	37	126
	Medicine-Md MD	0	455	455	269	186	455
	Non-Degree, Medicine	2	0	2	1	1	2
	Physician Assistant - MMS	0	41	41	32	9	41
	Department Sub-Total	9	625	634	400	234	634
Total		18	648	666	418	248	666

School of Nursing & Health Studies

		Part Time	Full Time	Total	Male	Female	Total
Nursing General	Acute Ped Care Nurs Prct CT	3	0	3	1	2	3
	Family Nurse Practitioner CT	2	2	4	1	3	4
	Health Sciences - BHS	79	97	176	31	145	176
	Neonatal Nurse Practitioner CT	2	0	2		2	2
	Non-Degree, Nursing	10	2	12		12	12
	Nursing BSN	41	67	108	17	91	108
	Nursing MSN	117	285	402	26	376	402
	Nursing PhD	28	16	44	3	41	44
	Nursing Practice - DNP	56	84	140	23	117	140
	Pediatric Nurse Practitioner C	0	1	1		1	1
	Psych Mental Hlth Prtnr Ct	2	7	9	1	8	9
	Public Health - BS	1	3	4	1	3	4
	Department Sub-Total	341	564	905	104	801	905
Total		341	564	905	104	801	905



Comprehensive Enrollment Report

2019 Summer Semester

[Return to Contents](#)

Headcounts by Academic Plan

School of Pharmacy

		Full Time	Total	Female	Male	Total
Pharmacy - General	PHARM-DP	9	9	7	2	9
	Department Sub-Total	9	9	7	2	9
Total		9	9	7	2	9

University College

		Full Time	Part Time	Total	Male	Female	Total
University College	Exploratory (Undecided)	12	6	18	14	4	18
	Department Sub-Total	12	6	18	14	4	18
Total		12	6	18	14	4	18




Comprehensive Enrollment Report

2019 Summer Semester

[Return to Contents](#)

Student Credit Hour Production by Academic Plan			Undergraduate			Graduate			Grand Total
			Internal SCH	External SCH	Career Sub-Total	Internal SCH	External SCH	Career Sub-Total	
Henry W. Bloch School of Management	Accountancy	HEART	0	6	6	0	0	0	6
		International - Non Resident	0	63	63	0	0	0	63
		KANS	0	3	3	0	0	0	3
		Metro Rate	0	210	210	0	21	21	231
		Non Resident	0	12	12	0	0	0	12
		Resident	0	433	433	0	105	105	538
		Dept. Sub-Total	0	727	727	0	126	126	853
	Business Adminstration	HEART	0	57	57	0	0	0	57
		International - Non Resident	0	183	183	0	15	15	198
		KANS	0	18	18	0	0	0	18
		Metro Rate	0	414	414	0	276	276	690
		Midwest Exchange	0	0	0	0	18	18	18
		MILIT	0	6	6	0	0	0	6
		Non Resident	0	27	27	0	15	15	42
		Resident	0	1,277	1,277	0	566	566	1,843
		Dept. Sub-Total	0	1,982	1,982	0	890	890	2,872
	Cookingham Institute	International - Non Resident	0	0	0	0	3	3	3
		Metro Rate	0	0	0	0	22	22	22
		Non Resident	0	0	0	0	9	9	9
		Resident	0	0	0	0	58	58	58
		Dept. Sub-Total	0	0	0	0	92	92	92
	Finance	International - Non Resident	0	0	0	0	27	27	27
		Metro Rate	0	0	0	0	54	54	54
		Resident	0	0	0	0	42	42	42
		Dept. Sub-Total	0	0	0	0	123	123	123
	Lewis White Real Estate Center	Resident	0	0	0	0	12	12	12
		Dept. Sub-Total	0	0	0	0	12	12	12
	School / College Sub-Total		0	2,709	2,709	0	1,243	1,243	3,952
College of Arts & Sciences	Archit & Urban Plan & Design	Metro Rate	28	0	28	0	0	0	28
		Non Resident	4	0	4	0	0	0	4
		Resident	70	3	73	0	0	0	73



Comprehensive Enrollment Report

2019 Summer Semester

[Return to Contents](#)

Student Credit Hour Production by Academic Plan			Undergraduate			Graduate			Grand Total
			Internal SCH	External SCH	Career Sub-Total	Internal SCH	External SCH	Career Sub-Total	
College of Arts & Sciences	Archit & Urban Plan & Design	Dept. Sub-Total	102	3	105	0	0	0	105
	Art & Art History	International - Non Resident	3	0	3	0	0	0	3
		Metro Rate	45	12	57	0	0	0	57
		Resident	63	18	81	15	0	15	96
		Dept. Sub-Total	111	30	141	15	0	15	156
	Chemistry	HEART	3	6	9	0	0	0	9
		International - Non Resident	20	3	23	0	0	0	23
		Metro Rate	78	16	94	0	0	0	94
		Non Resident	0	0	0	1	0	1	1
		Resident	267	38	305	1	0	1	306
		Dept. Sub-Total	368	63	431	2	0	2	433
	Communications Studies	HEART	15	3	18	0	0	0	18
		International - Non Resident	15	6	21	0	0	0	21
		Metro Rate	156	18	174	0	0	0	174
		MILIT	3	0	3	0	0	0	3
		Non Resident	3	0	3	0	0	0	3
		Resident	417	15	432	0	0	0	432
		Dept. Sub-Total	609	42	651	0	0	0	651
	Criminal Justice & Criminology	HEART	21	0	21	0	0	0	21
		International - Non Resident	3	0	3	0	0	0	3
		KANS	18	0	18	0	0	0	18
		Metro Rate	57	12	69	12	0	12	81
		MILIT	0	6	6	0	0	0	6
		Non Resident	15	0	15	0	0	0	15
		Resident	314	27	341	30	0	30	371
		Dept. Sub-Total	428	45	473	42	0	42	515
	Economics	HEART	3	0	3	0	0	0	3
		International - Non Resident	32	3	35	3	0	3	38
		Metro Rate	24	6	30	3	0	3	33
		Non Resident	9	0	9	6	0	6	15
		Resident	93	15	108	12	3	15	123



Comprehensive Enrollment Report

2019 Summer Semester

[Return to Contents](#)

Student Credit Hour Production by Academic Plan			Undergraduate			Graduate			Grand Total
			Internal SCH	External SCH	Career Sub-Total	Internal SCH	External SCH	Career Sub-Total	
College of Arts & Sciences	Economics	Dept. Sub-Total	161	24	185	24	3	27	212
	English Language & Literature	Metro Rate	69	12	81	9	0	9	90
		MILIT	9	0	9	0	0	0	9
		Non Resident	6	0	6	3	0	3	9
		Resident	161	11	172	18	0	18	190
		Dept. Sub-Total	245	23	268	30	0	30	298
	Foreign Languages & Literature	HEART	12	0	12	0	0	0	12
		Metro Rate	15	12	27	3	0	3	30
		Resident	48	30	78	4	0	4	82
		Dept. Sub-Total	75	42	117	7	0	7	124
	Geosciences	HEART	7	0	7	0	0	0	7
		International - Non Resident	7	4	11	0	0	0	11
		Metro Rate	71	0	71	15	0	15	86
		Non Resident	3	0	3	0	0	0	3
		Resident	262	8	270	28	3	31	301
		Dept. Sub-Total	350	12	362	43	3	46	408
	History	Metro Rate	45	0	45	0	0	0	45
		MILIT	6	0	6	0	0	0	6
		Non Resident	6	0	6	0	0	0	6
		Resident	69	7	76	7	0	7	83
		Dept. Sub-Total	126	7	133	7	0	7	140
	KA&S - General	HEART	48	0	48	0	0	0	48
		Highschool College Program	120	12	132	0	0	0	132
		International - Non Resident	155	2	157	9	0	9	166
		KANS	3	3	6	0	0	0	6
		Metro Rate	244	11	255	3	3	6	261
		Non Resident	169	8	177	0	0	0	177
		Resident	641	86	727	15	9	24	751
		Dept. Sub-Total	1,380	122	1,502	27	12	39	1,541
	Mathematics & Statistics	Metro Rate	17	0	17	0	0	0	17
		Resident	71	6	77	0	0	0	77



Comprehensive Enrollment Report

2019 Summer Semester

[Return to Contents](#)

Student Credit Hour Production by Academic Plan			Undergraduate			Graduate			Grand Total
			Internal SCH	External SCH	Career Sub-Total	Internal SCH	External SCH	Career Sub-Total	
College of Arts & Sciences	Mathematics & Statistics	Dept. Sub-Total	88	6	94	0	0	0	94
	Philosophy	Metro Rate	6	3	9	0	0	0	9
		Resident	50	0	50	0	0	0	50
		Dept. Sub-Total	56	3	59	0	0	0	59
	Physics & Astronomy	International - Non Resident	0	1	1	0	0	0	1
		Metro Rate	3	6	9	3	0	3	12
		Non Resident	0	1	1	3	0	3	4
		Resident	45	3	48	0	0	0	48
		Dept. Sub-Total	48	11	59	6	0	6	65
	Political Science	HEART	3	0	3	0	0	0	3
		KANS	12	0	12	0	0	0	12
		Metro Rate	63	9	72	9	0	9	81
		Resident	154	19	173	12	2	14	187
		Dept. Sub-Total	232	28	260	21	2	23	283
	Psychology	International - Non Resident	9	0	9	0	0	0	9
		KANS	3	0	3	0	0	0	3
		Metro Rate	154	32	186	0	6	6	192
		MILIT	6	0	6	0	0	0	6
		Non Resident	3	0	3	0	0	0	3
		Resident	557	39	596	0	0	0	596
		Dept. Sub-Total	732	71	803	0	6	6	809
	Social Work	Metro Rate	0	0	0	36	0	36	36
		Midwest Exchange	0	0	0	6	0	6	6
		Non Resident	0	0	0	15	0	15	15
		Resident	0	0	0	211	3	214	214
		Dept. Sub-Total	0	0	0	268	3	271	271
	Sociology	HEART	12	0	12	0	0	0	12
		International - Non Resident	17	0	17	0	0	0	17
		KANS	6	0	6	0	0	0	6
		Metro Rate	66	0	66	0	0	0	66
		Resident	57	4	61	0	0	0	61



Comprehensive Enrollment Report

2019 Summer Semester

[Return to Contents](#)

Student Credit Hour Production by Academic Plan			Undergraduate			Graduate			Grand Total
			Internal SCH	External SCH	Career Sub-Total	Internal SCH	External SCH	Career Sub-Total	
College of Arts & Sciences	Sociology	Dept. Sub-Total	158	4	162	0	0	0	162
	Theatre	HEART	9	0	9	0	0	0	9
		Metro Rate	12	0	12	0	0	0	12
		Non Resident	0	0	0	18	0	18	18
		Resident	36	3	39	6	0	6	45
		Dept. Sub-Total	57	3	60	24	0	24	84
	School / College Sub-Total		5,326	539	5,865	516	29	545	6,410
Conservatory of Music & Dance	Composition, Music Theory, Mus	International - Non Resident	0	6	6	8	0	8	14
		Metro Rate	0	15	15	0	0	0	15
		Midwest Exchange	0	0	0	1	0	1	1
		Resident	0	6	6	2	0	2	8
		Dept. Sub-Total	0	27	27	11	0	11	38
	Conservatory - General	Metro Rate	0	0	0	4	0	4	4
		Resident	0	0	0	1	0	1	1
		Dept. Sub-Total	0	0	0	5	0	5	5
	Dance	HEART	0	27	27	0	0	0	27
		Metro Rate	0	3	3	0	0	0	3
		Resident	0	25	25	0	0	0	25
		Dept. Sub-Total	0	55	55	0	0	0	55
	Instrumental Studies	HEART	0	6	6	0	0	0	6
		International - Non Resident	0	0	0	4	0	4	4
		Metro Rate	0	12	12	5	3	8	20
		Non Resident	0	0	0	2	3	5	5
		Resident	0	27	27	1	0	1	28
		Dept. Sub-Total	0	45	45	12	6	18	63
	Jazz Studies	HEART	0	24	24	0	0	0	24
		KANS	0	9	9	0	0	0	9
		Metro Rate	0	12	12	6	3	9	21
		Resident	0	3	3	3	0	3	6
		Dept. Sub-Total	0	48	48	9	3	12	60
	Keyboard Studies	International - Non Resident	0	0	0	7	0	7	7



Comprehensive Enrollment Report

2019 Summer Semester

[Return to Contents](#)

Student Credit Hour Production by Academic Plan			Undergraduate			Graduate			Grand Total	
			Internal SCH	External SCH	Career Sub-Total	Internal SCH	External SCH	Career Sub-Total		
Conservatory of Music & Dance	Keyboard Studies	Resident	0	0	0	1	0	1	1	
		Dept. Sub-Total	0	0	0	8	0	8	8	
	Music Education/Music Therapy	HEART	0	18	18	0	0	0	18	
		KANS	0	6	6	0	0	0	6	
		Metro Rate	0	28	28	19	0	19	47	
		Midwest Exchange	0	0	0	11	0	11	11	
		Resident	0	72	72	106	12	118	190	
		Dept. Sub-Total	0	124	124	136	12	148	272	
		Vocal Studies	HEART	0	6	6	0	0	0	6
	Metro Rate		0	9	9	0	0	0	9	
	Non Resident		0	6	6	0	0	0	6	
	Resident		3	10	13	12	3	15	28	
	Dept. Sub-Total		3	31	34	12	3	15	49	
	School / College Sub-Total		3	330	333	193	24	217	550	
	School of Biol and Chem Sci	Biology Instructional	HEART	13	42	55	0	0	0	55
			International - Non Resident	0	6	6	0	0	0	6
KANS			3	10	13	0	0	0	13	
Metro Rate			48	155	203	22	0	22	225	
MILIT			0	4	4	0	0	0	4	
Non Resident			7	10	17	5	0	5	22	
Resident			166	597	763	11	14	25	788	
Dept. Sub-Total			237	824	1,061	38	14	52	1,113	
School / College Sub-Total		237	824	1,061	38	14	52	1,113		
School of Computing & Engineering	Civil & Mechanical Engineering	HEART	0	3	3	0	0	0	3	
		International - Non Resident	0	35	35	0	3	3	38	
		KANS	0	3	3	0	0	0	3	
		Metro Rate	0	41	41	0	9	9	50	
		Non Resident	0	6	6	0	6	6	12	
		Resident	0	201	201	0	15	15	216	
		Dept. Sub-Total	0	289	289	0	33	33	322	
		Comp Sci & Elect Engr	HEART	0	16	16	0	0	0	16



Comprehensive Enrollment Report

2019 Summer Semester

[Return to Contents](#)

Student Credit Hour Production by Academic Plan			Undergraduate			Graduate			Grand Total
			Internal SCH	External SCH	Career Sub-Total	Internal SCH	External SCH	Career Sub-Total	
School of Computing & Engineering	Comp Sci & Elect Engr	International - Non Resident	0	182	182	0	465	465	647
		KANS	0	15	15	0	0	0	15
		Metro Rate	0	148	148	0	69	69	217
		MILIT	0	20	20	0	0	0	20
		Non Resident	0	19	19	0	9	9	28
		Resident	0	547	547	0	72	72	619
		Dept. Sub-Total	0	947	947	0	615	615	1,562
	SCE - General	KANS	0	3	3	0	0	0	3
		Metro Rate	0	8	8	0	3	3	11
		Resident	0	32	32	0	4	4	36
		Dept. Sub-Total	0	43	43	0	7	7	50
	School / College Sub-Total		0	1,279	1,279	0	655	655	1,934
School of Dentistry	Adv Educ in General Dentistry	Non Resident	0	0	0	20	0	20	20
		Dept. Sub-Total	0	0	0	20	0	20	20
	Dental Hygiene	HEART	12	0	12	0	0	0	12
		International - Non Resident	6	0	6	0	0	0	6
		KANS	6	0	6	0	0	0	6
		Metro Rate	42	0	42	6	0	6	48
		Non Resident	8	6	14	13	3	16	30
		Resident	114	0	114	1	0	1	115
		Dept. Sub-Total	188	6	194	20	3	23	217
	Endodontics	Non Resident	0	0	0	16	4	20	20
		Dept. Sub-Total	0	0	0	16	4	20	20
	Oral and Craniofacial Sciences	Non Resident	0	0	0	34	6	40	40
		Resident	0	0	0	10	0	10	10
		Dept. Sub-Total	0	0	0	44	6	50	50
	Periodontics	Non Resident	0	0	0	11	4	15	15
		Dept. Sub-Total	0	0	0	11	4	15	15
	Restorative Clinical Sciences	International - Non Resident	0	0	0	60.5	0	60.5	60.5
		Non Resident	0	0	0	938	0	938	938
		Resident	0	0	0	1,644	0	1,644	1,644



Comprehensive Enrollment Report

2019 Summer Semester

[Return to Contents](#)

Student Credit Hour Production by Academic Plan			Undergraduate			Graduate			Grand Total
			Internal SCH	External SCH	Career Sub-Total	Internal SCH	External SCH	Career Sub-Total	
School of Dentistry	Restorative Clinical Sciences	Dept. Sub-Total	0	0	0	2,642.5	0	2,642.5	2,642.5
	School / College Sub-Total		188	6	194	2,753.5	17	2,770.5	2,964.5
School of Education	Counsel and EducPsychology	International - Non Resident	0	0	0	5	0	5	5
		Metro Rate	0	0	0	166	0	166	166
		Midwest Exchange	0	0	0	4	0	4	4
		Non Resident	0	0	0	92	0	92	92
		Resident	0	0	0	397	3	400	400
		Dept. Sub-Total	0	0	0	664	3	667	667
	Educ Ldr & Policy Fnd	Metro Rate	0	0	0	117	0	117	117
		Midwest Exchange	0	0	0	3	0	3	3
		Non Resident	0	0	0	21	0	21	21
		Resident	0	0	0	287	3	290	290
		Dept. Sub-Total	0	0	0	428	3	431	431
	Education - General	HEART	0	16	16	0	0	0	16
		Metro Rate	24	23	47	12	8	20	67
		Resident	30	46	76	18	11	29	105
		Dept. Sub-Total	54	85	139	30	19	49	188
	Teach Educ and Curric Studies	HEART	6	0	6	0	0	0	6
		International - Non Resident	0	0	0	9	0	9	9
		Metro Rate	6	37	43	129	0	129	172
		Midwest Exchange	0	0	0	6	0	6	6
		Non Resident	0	0	0	12	0	12	12
		Resident	69	51	120	404	6	410	530
		Dept. Sub-Total	81	88	169	560	6	566	735
	School / College Sub-Total		135	173	308	1,682	31	1,713	2,021
School of Graduate Studies	Graduate Studies	International - Non Resident	0	0	0	0	63	63	63
		Metro Rate	0	0	0	0	32	32	32
		Midwest Exchange	0	0	0	0	1	1	1
		Non Resident	0	0	0	0	22	22	22
		Resident	0	0	0	0	59	59	59
		Dept. Sub-Total	0	0	0	0	177	177	177



Comprehensive Enrollment Report

2019 Summer Semester

[Return to Contents](#)

Student Credit Hour Production by Academic Plan			Undergraduate			Graduate			Grand Total
			Internal SCH	External SCH	Career Sub-Total	Internal SCH	External SCH	Career Sub-Total	
School of Graduate Studies	School / College Sub-Total		0	0	0	0	177	177	177
School of Law	Law General	International - Non Resident	0	0	0	15	6	21	21
		MILIT	0	0	0	7	0	7	7
		Non Resident	0	0	0	413	15	428	428
		Resident	0	0	0	708.5	30	738.5	738.5
		Dept. Sub-Total	0	0	0	1,143.5	51	1,194.5	1,194.5
	School / College Sub-Total		0	0	0	1,143.5	51	1,194.5	1,194.5
School of Medicine	Anesthesia Program	Non Resident	0	0	0	132	0	132	132
		Resident	0	0	0	159.5	0	159.5	159.5
		Dept. Sub-Total	0	0	0	291.5	0	291.5	291.5
	Biomedical/Health Informatics	International - Non Resident	0	0	0	3	0	3	3
		Metro Rate	0	0	0	3	0	3	3
		Non Resident	0	0	0	12	0	12	12
		Resident	0	0	0	11	0	11	11
		Dept. Sub-Total	0	0	0	29	0	29	29
	Medicine - General	Medical Regional Rate	32	312	344	1,648	66	1,714	2,058
		Metro Rate	0	0	0	3	0	3	3
		MILIT	0	0	0	14	0	14	14
		Non Resident	11	97	108	633.5	6	639.5	747.5
		Resident	65	608	673	4,408.5	107	4,515.5	5,188.5
		Dept. Sub-Total	108	1,017	1,125	6,707	179	6,886	8,011
	School / College Sub-Total		108	1,017	1,125	7,027.5	179	7,206.5	8,331.5
School of Nursing & Health Studies	Nursing General	HEART	0	65	65	0	0	0	65
		International - Non Resident	0	26	26	0	0	0	26
		KANS	0	24	24	0	6	6	30
		Metro Rate	0	318	318	0	676	676	994
		Midwest Exchange	0	0	0	0	154	154	154
		MILIT	0	7	7	0	1	1	8
		Non Resident	0	81	81	0	486	486	567
		Resident	0	1,060	1,060	0	1,316	1,316	2,376
		Dept. Sub-Total	0	1,581	1,581	0	2,639	2,639	4,220



Comprehensive Enrollment Report

2019 Summer Semester

[Return to Contents](#)

Student Credit Hour Production by Academic Plan			Undergraduate			Graduate			Grand Total
			Internal SCH	External SCH	Career Sub-Total	Internal SCH	External SCH	Career Sub-Total	
School of Nursing & Health Studies	School / College Sub-Total		0	1,581	1,581	0	2,639	2,639	4,220
School of Pharmacy	Pharmacy - General	International - Non Resident	0	0	0	0	7	7	7
		Non Resident	0	0	0	0	6	6	6
		Resident	0	0	0	4	24	28	28
		Dept. Sub-Total	0	0	0	4	37	41	41
	School / College Sub-Total		0	0	0	4	37	41	41
University College	University College	HEART	0	12	12	0	0	0	12
		Metro Rate	0	9	9	0	0	0	9
		Non Resident	0	4	4	0	0	0	4
		Resident	1	63	64	0	0	0	64
		Dept. Sub-Total	1	88	89	0	0	0	89
	School / College Sub-Total		1	88	89	0	0	0	89
Total			5,998	8,546	14,544	13,357.5	5,096	18,453.5	32,997.5

Internal Student Credit Hour (SCH) - Summation of units taken by students whose primary degree lies in the academic group offering the class (i.e. an English major taking classes in the College of Arts & Sciences).

External Student Credit Hour (SCH) - Summation of units taken by students whose primary degree lies outside the academic group offering the course (i.e. an English major taking a course offered by the School of Education).



Comprehensive Enrollment Report

2019 Summer Semester

[Return to Contents](#)

Student Credit Hour Production by Courses Taught			Undergraduate							Graduate										Total		
			FRESHMAN	SOPHOMORE	JUNIOR	SENIOR	2ND BACH	UNKN-U	Career Sub-Total	DOC - PROF (YA)	MASTERS	SPECIAL	DOC - RSRCH	DOC - PROF (Y1)	DOC - PROF (Y2)	DOC - PROF (Y3)	DOC - PROF (Y4)	UNKN-G	UNKN-P		Career Sub-Total	
Henry W. Bloch School of Management	Accountancy	HEART	0	0	3	0	0	0	3	0	0	0	0	0	0	0	0	0	0	0	3	3
		International - Non Resident	0	0	6	6	0	0	12	0	0	0	0	0	0	0	0	0	0	0	0	12
		Metro Rate	0	0	27	45	6	3	81	0	3	0	0	0	0	0	0	0	0	0	3	84
		Resident	0	6	39	69	15	6	135	0	6	0	0	0	0	0	0	0	0	0	6	141
		Department Sub-Total	0	6	75	120	21	9	231	0	9	0	0	0	0	0	0	0	0	0	9	240
	Business Adminstration	HEART	0	0	3	0	0	0	3	0	0	0	0	0	0	0	0	0	0	0	0	3
		International - Non Resident	0	0	3	6	0	0	9	0	0	0	0	0	0	0	0	0	0	0	0	9
		Metro Rate	0	3	6	12	0	0	21	0	0	0	0	0	0	0	0	0	0	0	0	21
		Resident	0	0	12	27	3	0	42	0	0	0	0	0	0	0	0	0	0	0	0	42
		Department Sub-Total	0	3	24	45	3	0	75	0	0	0	0	0	0	0	0	0	0	0	0	75
	Cookingham Institute	International - Non Resident	0	0	0	0	0	0	0	0	3	0	0	0	0	0	0	0	0	0	3	3
		Metro Rate	0	0	0	0	0	0	0	0	37	0	0	0	0	0	0	0	0	0	37	37
		Non Resident	0	0	0	0	0	0	0	0	9	0	0	0	3	0	0	0	0	0	12	12
		Resident	0	0	0	0	0	0	0	0	90	0	0	0	0	0	0	2	0	0	92	92
		Department Sub-Total	0	0	0	0	0	0	0	0	139	0	0	0	3	0	0	2	0	0	144	144
	Finance	HEART	0	0	3	0	0	0	3	0	0	0	0	0	0	0	0	0	0	0	0	3
		International - Non Resident	0	0	0	6	0	0	6	0	27	0	0	0	0	0	0	0	0	0	27	33
		Metro Rate	0	0	9	27	0	0	36	0	96	0	0	0	0	0	0	0	0	0	96	132
		Midwest Exchange	0	0	0	0	0	0	0	0	6	0	0	0	0	0	0	0	0	0	6	6
		Non Resident	0	0	0	0	0	0	0	0	0	0	0	0	3	3	0	0	0	0	6	6
		Resident	0	3	15	30	0	0	48	0	222	0	0	0	0	6	0	0	0	0	228	276
		Department Sub-Total	0	3	27	63	0	0	93	0	351	0	0	0	3	9	0	0	0	0	363	456
	Global Entrepreneurship	HEART	0	0	0	6	0	0	6	0	0	0	0	0	0	0	0	0	0	0	0	6
		International - Non Resident	0	3	3	12	0	0	18	0	3	0	0	0	0	0	0	0	0	0	3	21
		KANS	0	0	0	3	0	0	3	0	0	0	0	0	0	0	0	0	0	0	0	3
		Metro Rate	0	3	18	60	0	0	81	0	117	0	0	0	0	0	0	0	0	0	117	198
		Midwest Exchange	0	0	0	0	0	0	0	0	6	0	0	0	0	0	0	0	0	0	6	6
		MILIT	0	0	0	6	0	0	6	0	0	0	0	0	0	0	0	0	0	0	0	6
Non Resident		0	0	0	0	0	0	0	0	9	0	0	0	6	3	0	0	0	0	18	18	
Resident		0	18	66	186	3	3	276	0	195	0	0	0	6	15	0	3	0	0	219	495	



Comprehensive Enrollment Report

2019 Summer Semester

[Return to Contents](#)

Student Credit Hour Production by Courses Taught			Undergraduate							Graduate										Total		
			FRESHMAN	SOPHOMORE	JUNIOR	SENIOR	2ND BACH	UNKN-U	Career Sub-Total	DOC - PROF (YA)	MASTERS	SPECIAL	DOC - RSRCH	DOC - PROF (Y1)	DOC - PROF (Y2)	DOC - PROF (Y3)	DOC - PROF (Y4)	UNKN-G	UNKN-P		Career Sub-Total	
Henry W. Bloch School of Management	Global Entrepreneurship	Department Sub-Total	0	24	87	273	3	3	390	0	330	0	0	0	12	18	0	3	0	363	753	
	Management	HEART	0	0	9	9	0	0	18	0	0	0	0	0	0	0	0	0	0	0	0	18
		International - Non Resident	0	0	6	60	0	0	66	0	9	0	0	0	0	0	0	0	0	0	9	75
		KANS	0	0	0	3	0	0	3	0	0	0	0	0	0	0	0	0	0	0	0	3
		Metro Rate	0	0	27	99	0	0	126	0	39	0	0	0	0	0	0	0	0	0	39	165
		MILIT	0	0	0	6	0	0	6	0	0	0	0	0	0	0	0	0	0	0	0	6
		Non Resident	0	0	3	15	0	0	18	0	0	0	0	0	0	0	0	0	0	0	0	18
		Resident	6	21	87	332	0	3	449	0	75	0	0	0	0	0	0	0	0	0	75	524
		Department Sub-Total	6	21	132	524	0	3	686	0	123	0	0	0	0	0	0	0	0	0	123	809
	Mkt Supply Chain Mgt	HEART	0	0	3	9	0	0	12	0	0	0	0	0	0	0	0	0	0	0	0	12
		International - Non Resident	0	0	9	18	0	0	27	0	3	0	0	0	0	0	0	0	0	0	3	30
		KANS	0	0	0	6	0	0	6	0	0	0	0	0	0	0	0	0	0	0	0	6
		Metro Rate	0	3	38	42	0	6	89	0	81	0	0	0	0	0	0	0	0	0	81	170
		Midwest Exchange	0	0	0	0	0	0	0	0	6	0	0	0	0	0	0	0	0	0	6	6
		Non Resident	0	3	0	6	0	0	9	0	6	0	0	0	0	0	0	0	0	0	6	15
		Resident	0	12	75	198	0	3	288	0	183	0	0	0	0	0	0	0	0	0	183	471
		Department Sub-Total	0	18	125	279	0	9	431	0	279	0	0	0	0	0	0	0	0	0	279	710
	School / College Sub-Total		6	75	470	1,304	27	24	1,906	0	1,231	0	0	0	18	27	0	5	0	1,281	3,187	
College of Arts & Sciences	Archit & Urban Plan & Design	Metro Rate	0	0	0	3	0	0	3	0	0	0	0	0	0	0	0	0	0	0	3	
		Resident	0	0	9	3	0	0	12	0	0	0	0	0	0	0	0	0	0	0	12	
		Department Sub-Total	0	0	9	6	0	0	15	0	0	0	0	0	0	0	0	0	0	0	15	
	Art & Art History	HEART	0	3	12	12	0	0	27	0	0	0	0	0	0	0	0	0	0	0	0	27
		International - Non Resident	0	3	12	9	0	0	24	0	0	0	0	0	0	0	0	0	0	0	0	24
		KANS	0	0	0	6	0	0	6	0	0	0	0	0	0	0	0	0	0	0	6	
		Metro Rate	0	3	36	18	3	6	66	0	0	0	1	0	0	0	0	0	0	1	67	
		MILIT	0	0	0	3	0	0	3	0	0	0	0	0	0	0	0	0	0	0	3	
		Non Resident	0	3	0	6	3	0	12	0	0	0	0	0	0	0	0	0	0	0	12	
		Resident	21	42	75	135	3	24	300	0	6	0	0	0	0	0	0	0	0	6	306	
		Department Sub-Total	21	54	135	189	9	30	438	0	6	0	1	0	0	0	0	0	0	7	445	
		Black Studies Program	HEART	0	0	0	0	0	3	3	0	0	0	0	0	0	0	0	0	0	0	3



Comprehensive Enrollment Report

2019 Summer Semester

[Return to Contents](#)

Student Credit Hour Production by Courses Taught			Undergraduate							Graduate										Total			
			FRESHMAN	SOPHOMORE	JUNIOR	SENIOR	2ND BACH	UNKN-U	Career Sub-Total	DOC - PROF (YA)	MASTERS	SPECIAL	DOC - RSRCH	DOC - PROF (Y1)	DOC - PROF (Y2)	DOC - PROF (Y3)	DOC - PROF (Y4)	UNKN-G	UNKN-P		Career Sub-Total		
College of Arts & Sciences	Black Studies Program	Metro Rate	0	0	6	9	0	0	15	0	0	0	0	0	0	0	0	0	0	0	15		
		Resident	0	3	6	9	0	0	18	0	6	0	0	0	0	0	0	0	0	0	6	24	
		Department Sub-Total	0	3	12	18	0	3	36	0	6	0	0	0	0	0	0	0	0	0	6	42	
	Chemistry	HEART	5	0	3	12	0	0	20	0	0	0	0	0	0	0	0	0	0	0	0	20	
		International - Non Resident	5	0	0	20	0	0	25	0	0	0	0	0	0	0	0	0	0	0	0	25	
		Medical Regional Rate	0	5	77	17	0	0	99	0	0	0	0	0	3	0	0	0	0	0	3	102	
		Metro Rate	9	27	29	46	9	28	148	0	0	0	0	0	0	0	0	0	0	0	0	148	
		Midwest Exchange	0	0	0	0	0	0	0	0	0	0	1	0	0	0	0	0	0	0	1	1	
		MILIT	0	0	0	4	0	0	4	0	0	0	0	0	0	0	0	0	0	0	0	4	
		Non Resident	0	5	36	10	0	0	51	0	1	0	0	0	0	0	0	0	0	0	1	52	
		Resident	27	128	251	222	35	60	723	0	1	0	0	6	15	3	0	0	0	0	25	748	
		Department Sub-Total	46	165	396	331	44	88	1,070	0	2	0	1	6	18	3	0	0	0	0	30	1,100	
		Communications Studies	HEART	3	1.5	10.5	3	0	0	18	0	0	0	0	0	0	0	0	0	0	0	0	18
			Highschool College Program	0	0	0	0	0	15	15	0	0	0	0	0	0	0	0	0	0	0	0	15
	International - Non Resident		0	0	3	15	0	3	21	0	0	0	0	0	0	0	0	0	0	0	0	21	
	KANS		0	0	0	6	0	0	6	0	0	0	0	0	0	0	0	0	0	0	0	6	
	Medical Regional Rate		0	3	9	3	0	0	15	0	0	0	0	0	6	0	0	0	0	0	6	21	
	Metro Rate		4.5	7.5	42	99	0	0	153	0	0	0	1.5	0	0	0	0	0	0	0	1.5	154.5	
	Non Resident		0	0	6	4.5	0	3	13.5	0	0	0	0	0	0	0	0	0	0	0	0	13.5	
	Resident		1.5	21	155.5	248	6	0	432	0	0	0	0	0	6	0	0	0	0	0	6	438	
	Department Sub-Total		9	33	226	378.5	6	21	673.5	0	0	0	1.5	0	12	0	0	0	0	0	13.5	687	
	Criminal Justice & Criminology	HEART	3	3	6	0	0	3	15	0	0	0	0	0	0	0	0	0	0	0	0	15	
		International - Non Resident	0	0	3	0	0	0	3	0	0	0	0	0	0	0	0	0	0	0	0	3	
		KANS	0	0	3	9	0	0	12	0	0	0	0	0	0	0	0	0	0	0	0	12	
		Metro Rate	3	9	15	27	0	0	54	0	12	0	0	0	0	0	0	0	0	0	12	66	
		Non Resident	0	0	6	9	0	0	15	0	3	0	0	0	0	0	0	0	0	0	3	18	
		Resident	12	39	75	87	9	3	225	0	30	0	0	0	3	0	0	0	0	0	33	258	
		Department Sub-Total	18	51	108	132	9	6	324	0	45	0	0	0	3	0	0	0	0	0	48	372	
	Economics	HEART	0	6	3	3	0	0	12	0	0	0	0	0	0	0	0	0	0	0	0	12	
		Highschool College Program	0	0	0	0	0	15	15	0	0	0	0	0	0	0	0	0	0	0	0	15	



Comprehensive Enrollment Report

2019 Summer Semester

[Return to Contents](#)

Student Credit Hour Production by Courses Taught			Undergraduate							Graduate										Total	
			FRESHMAN	SOPHOMORE	JUNIOR	SENIOR	2ND BACH	UNKN-U	Career Sub-Total	DOC - PROF (YA)	MASTERS	SPECIAL	DOC - RSRCH	DOC - PROF (Y1)	DOC - PROF (Y2)	DOC - PROF (Y3)	DOC - PROF (Y4)	UNKN-G	UNKN-P		Career Sub-Total
College of Arts & Sciences	Economics	International - Non Resident	3	3	6	12	0	0	24	0	3	0	0	0	0	0	0	0	0	3	27
		KANS	0	0	3	6	0	0	9	0	0	0	0	0	0	0	0	0	0	0	9
		Metro Rate	0	15	24	15	0	15	69	0	3	0	0	0	0	0	0	0	0	3	72
		Non Resident	3	0	0	0	0	3	6	0	6	0	3	0	0	0	0	0	0	9	15
		Resident	21	54	81	93	3	6	258	0	9	0	0	6	0	0	0	0	0	15	273
		Department Sub-Total	27	78	117	129	3	39	393	0	21	0	3	6	0	0	0	0	0	30	423
	English Language & Literature	HEART	0	7.5	1.5	10	0	0	19	0	0	0	0	0	0	0	0	0	0	0	19
		Highschool College Program	0	0	0	0	0	27	27	0	0	0	0	0	0	0	0	0	0	0	27
		International - Non Resident	32	3	0	3	0	121	159	0	6	0	0	0	0	0	0	9	0	15	174
		KANS	0	0	0	3	0	0	3	0	0	0	0	0	0	0	0	0	0	0	3
		Medical Regional Rate	0	0	27	0	0	0	27	0	0	0	0	0	6	0	0	0	0	6	33
		Metro Rate	1.5	14.5	37	68	0	9	130	0	9	0	1.5	0	0	0	0	3	0	13.5	143.5
		MILIT	0	6	0	0	0	0	6	0	0	0	0	0	0	0	0	0	0	0	6
		Non Resident	0	0	2	7.5	0	132	141.5	0	3	0	0	0	0	0	0	0	0	3	144.5
		Resident	4.5	75	197.5	135	6	21	439	0	21	0	1	0	2	0	0	9	0	33	472
		Department Sub-Total	38	106	265	226.5	6	310	951.5	0	39	0	2.5	0	8	0	0	21	0	70.5	1,022
	Foreign Languages & Literature	HEART	4.5	0	4.5	0	0	0	9	0	0	0	0	0	0	0	0	0	0	0	9
		International - Non Resident	0	1.5	7.5	3	0	0	12	0	0	0	0	0	0	0	0	0	0	0	12
		KANS	0	1.5	0	3	0	0	4.5	0	0	0	0	0	0	0	0	0	0	0	4.5
		Metro Rate	3	15	60	111	3	21	213	0	3	0	0	0	0	0	0	0	0	3	216
		MILIT	0	0	0	3	0	0	3	0	0	0	0	0	0	0	0	0	0	0	3
		Non Resident	3	1.5	0	3	0	0	7.5	0	0	0	0	0	0	0	0	0	0	0	7.5
		Resident	28.5	48	111	150	12	33	382.5	0	10	0	0	3	6	0	0	0	0	19	401.5
		Department Sub-Total	39	67.5	183	273	15	54	631.5	0	13	0	0	3	6	0	0	0	0	22	653.5
	Geosciences	HEART	0	3	0	7	0	6	16	0	0	0	0	0	0	0	0	0	0	0	16
		International - Non Resident	0	3	2	8	0	0	13	0	0	0	0	0	0	0	0	0	0	0	13
		Metro Rate	0	0	16	45	0	1	62	0	15	0	0	0	0	0	0	0	0	15	77
		Non Resident	0	0	0	0	0	4	4	0	0	0	0	0	0	0	0	0	0	0	4
		Resident	0	20	83	128	14	26	271	0	25	0	6	0	0	0	0	0	0	31	302
		Department Sub-Total	0	26	101	188	14	37	366	0	40	0	6	0	0	0	0	0	0	46	412



Comprehensive Enrollment Report

2019 Summer Semester

[Return to Contents](#)

Student Credit Hour Production by Courses Taught			Undergraduate							Graduate										Total	
			FRESHMAN	SOPHOMORE	JUNIOR	SENIOR	2ND BACH	UNKN-U	Career Sub-Total	DOC - PROF (YA)	MASTERS	SPECIAL	DOC - RSRCH	DOC - PROF (Y1)	DOC - PROF (Y2)	DOC - PROF (Y3)	DOC - PROF (Y4)	UNKN-G	UNKN-P		Career Sub-Total
College of Arts & Sciences	History	HEART	1.5	6	7.5	3	0	0	18	0	0	0	0	0	0	0	0	0	0	0	18
		Highschool College Program	0	0	0	0	0	63	63	0	0	0	0	0	0	0	0	0	0	0	63
		International - Non Resident	3	4.5	7.5	0	0	0	15	0	0	0	0	0	0	0	0	0	0	0	15
		KANS	0	1.5	0	0	0	0	1.5	0	0	0	0	0	0	0	0	0	0	0	1.5
		Metro Rate	3	15	42	39	3	3	105	0	0	0	0	0	0	0	0	0	0	0	105
		MILIT	0	3	0	3	0	0	6	0	0	0	0	0	0	0	0	0	0	0	6
		Non Resident	3	1.5	3	3	0	0	10.5	0	0	0	3	0	0	0	0	0	0	3	13.5
		Resident	31.5	45	45	66	0	12	199.5	0	10	0	5	0	3	0	0	0	0	18	217.5
		Department Sub-Total	42	76.5	105	114	3	78	418.5	0	10	0	8	0	3	0	0	0	0	21	439.5
	KA&S - General	HEART	6	9	9	18	0	0	42	0	0	0	0	0	0	0	0	0	0	0	42
		International - Non Resident	0	9	27	21	0	0	57	0	0	0	0	0	0	0	0	0	0	0	57
		KANS	0	12	0	6	0	0	18	0	0	0	0	0	0	0	0	0	0	0	18
		Medical Regional Rate	0	0	24	0	0	0	24	0	0	0	0	0	3	0	0	0	0	3	27
		Metro Rate	15	54	63	93	0	0	225	0	0	0	0	0	0	0	0	0	0	0	225
		MILIT	0	3	0	3	0	0	6	0	0	0	0	0	0	0	0	0	0	0	6
		Non Resident	0	12	3	12	0	3	30	0	0	0	0	0	0	0	0	0	0	0	30
		Resident	69	117	213	228	0	3	630	0	9	0	3	0	9	0	0	0	0	21	651
		Department Sub-Total	90	216	339	381	0	6	1,032	0	9	0	3	0	12	0	0	0	0	24	1,056
	Latinx & Latin Amer Studies	Metro Rate	0	0	3	0	0	0	3	0	0	0	0	0	0	0	0	0	0	0	3
		Resident	0	0	3	6	0	0	9	0	0	0	0	0	0	0	0	0	0	0	9
		Department Sub-Total	0	0	6	6	0	0	12	0	0	0	0	0	0	0	0	0	0	0	12
	Mathematics & Statistics	HEART	0	0	6	6	0	0	12	0	0	0	0	0	0	0	0	0	0	0	12
		International - Non Resident	19	3	10	10	3	0	45	0	0	0	1	0	0	0	0	0	0	1	46
		KANS	0	5	0	0	0	3	8	0	0	0	0	0	0	0	0	0	0	0	8
		Metro Rate	10	24	23	35	4	27	123	0	0	0	0	0	0	0	0	0	0	0	123
		MILIT	0	3	0	3	0	0	6	0	0	0	0	0	0	0	0	0	0	0	6
		Non Resident	0	4	4	3	0	0	11	0	0	0	0	0	0	0	0	0	0	0	11
		Resident	32	86	120	109	22	106	475	0	0	0	3	0	0	0	0	0	0	3	478
		Department Sub-Total	61	125	163	166	29	136	680	0	0	0	4	0	0	0	0	0	0	4	684
	Philosophy	HEART	0	3	9	6	0	0	18	0	0	0	0	0	0	0	0	0	0	18	



Comprehensive Enrollment Report

2019 Summer Semester

[Return to Contents](#)

Student Credit Hour Production by Courses Taught			Undergraduate							Graduate										Total		
			FRESHMAN	SOPHOMORE	JUNIOR	SENIOR	2ND BACH	UNKN-U	Career Sub-Total	DOC - PROF (YA)	MASTERS	SPECIAL	DOC - RSRCH	DOC - PROF (Y1)	DOC - PROF (Y2)	DOC - PROF (Y3)	DOC - PROF (Y4)	UNKN-G	UNKN-P		Career Sub-Total	
College of Arts & Sciences	Philosophy	International - Non Resident	0	0	3	0	0	0	3	0	0	0	0	0	0	0	0	0	0	0	3	3
		KANS	0	0	0	6	0	0	6	0	0	0	0	0	0	0	0	0	0	0	0	6
		Medical Regional Rate	0	0	0	0	0	0	0	0	0	0	0	0	3	0	0	0	0	0	3	3
		Metro Rate	0	12	18	12	3	0	45	0	0	0	0	0	0	0	0	0	0	0	0	45
		Non Resident	3	3	3	6	0	0	15	0	0	0	0	0	3	0	0	0	0	0	3	18
		Resident	3	27	57	60	6	6	159	0	0	0	0	0	6	3	0	0	0	0	9	168
		Department Sub-Total	6	45	90	90	9	6	246	0	0	0	0	0	12	3	0	0	0	0	15	261
	Physics & Astronomy	HEART	0	0	12	10	0	4	26	0	0	0	0	0	0	0	0	0	0	0	0	26
		International - Non Resident	6	3	6	0	0	0	15	0	0	0	0	0	0	0	0	0	0	0	0	15
		KANS	0	0	0	0	0	4	4	0	0	0	0	0	0	0	0	0	0	0	0	4
		Medical Regional Rate	0	0	4	0	0	0	4	0	0	0	0	0	3	0	0	0	0	0	3	7
		Metro Rate	4	25	25	36	0	32	122	0	3	0	0	0	0	0	0	0	0	0	3	125
		MILIT	0	0	0	5	0	0	5	0	0	0	0	0	0	0	0	0	0	0	0	5
		Non Resident	4	3	3	0	0	0	10	0	3	0	0	0	0	0	0	0	0	0	3	13
		Resident	8	46	74	78	7	65	278	0	7	0	0	0	6	0	0	0	0	0	13	291
		Department Sub-Total	22	77	124	129	7	105	464	0	13	0	0	0	9	0	0	0	0	0	22	486
	Political Science	HEART	6	0	3	0	0	0	9	0	0	0	0	0	0	0	0	0	0	0	0	9
		International - Non Resident	27	0	3	0	0	0	30	0	0	0	0	0	0	0	0	0	0	0	0	30
		KANS	0	0	0	3	0	0	3	0	0	0	0	0	0	0	0	0	0	0	0	3
		Medical Regional Rate	0	0	0	3	0	0	3	0	0	0	0	0	0	0	0	0	0	0	0	3
		Metro Rate	9	12	24	30	0	0	75	0	9	0	3	0	0	0	0	0	0	0	12	87
		Non Resident	0	0	3	3	0	0	6	0	0	0	3	0	0	3	0	0	0	0	6	12
		Resident	51	33	30	39	0	15	168	0	12	0	3	0	0	3	0	0	0	0	18	186
		Department Sub-Total	93	45	63	78	0	15	294	0	21	0	9	0	0	6	0	0	0	0	36	330
	Psychology	HEART	0	0	12	0	0	0	12	0	0	0	0	0	0	0	0	0	0	0	0	12
		International - Non Resident	0	0	6	3	0	0	9	0	0	0	0	0	0	0	0	0	0	0	0	9
		Medical Regional Rate	0	0	3	0	0	0	3	0	0	0	0	0	0	0	0	0	0	0	0	3
		Metro Rate	0	10	22	62	0	12	106	0	0	0	0	0	0	0	0	0	0	0	0	106
		MILIT	0	0	0	6	0	0	6	0	0	0	0	0	0	0	0	0	0	0	0	6
		Non Resident	0	3	0	3	0	0	6	0	0	0	0	0	0	0	0	0	0	0	0	6



Comprehensive Enrollment Report

2019 Summer Semester

[Return to Contents](#)

Student Credit Hour Production by Courses Taught			Undergraduate							Graduate										Total		
			FRESHMAN	SOPHOMORE	JUNIOR	SENIOR	2ND BACH	UNKN-U	Career Sub-Total	DOC - PROF (YA)	MASTERS	SPECIAL	DOC - RSRCH	DOC - PROF (Y1)	DOC - PROF (Y2)	DOC - PROF (Y3)	DOC - PROF (Y4)	UNKN-G	UNKN-P		Career Sub-Total	
College of Arts & Sciences	Psychology	Resident	27	43	151	289	6	12	528	0	0	0	0	3	0	0	0	0	0	3	531	
		Department Sub-Total	27	56	194	363	6	24	670	0	0	0	0	3	0	0	0	0	0	0	3	673
	Social Work	Metro Rate	0	0	0	0	0	0	0	0	36	0	3	0	0	0	0	0	0	0	39	39
		Midwest Exchange	0	0	0	0	0	0	0	0	6	0	0	0	0	0	0	0	0	0	6	6
		Non Resident	0	0	0	0	0	0	0	0	15	0	0	0	0	0	0	0	0	0	15	15
		Resident	0	0	0	0	0	0	0	0	217	0	0	0	0	0	0	3	0	0	220	220
		Department Sub-Total	0	0	0	0	0	0	0	0	274	0	3	0	0	0	0	3	0	0	280	280
		Sociology	HEART	3	0	3	12	0	0	18	0	0	0	0	0	0	0	0	0	0	0	0
	International - Non Resident		0	3	0	6	0	0	9	0	0	0	0	0	0	0	0	0	0	0	0	9
	KANS		0	0	0	3	0	0	3	0	0	0	0	0	0	0	0	0	0	0	0	3
	Medical Regional Rate		0	3	15	0	0	0	18	0	0	0	0	0	0	0	0	0	0	0	0	18
	Metro Rate		0	9	18	39	0	6	72	0	0	0	0	0	0	0	0	0	0	0	0	72
	Non Resident		0	0	9	6	0	0	15	0	0	0	0	0	0	0	0	0	0	0	0	15
	Resident		18	45	90	176	6	9	344	0	3	0	0	0	0	3	0	0	0	0	6	350
	Department Sub-Total		21	60	135	242	6	15	479	0	3	0	0	0	0	3	0	0	0	0	6	485
	Theatre	HEART	9	3	0	3	0	0	15	0	0	0	0	0	0	0	0	0	0	0	0	15
		International - Non Resident	6	3	3	0	0	0	12	0	0	0	0	0	0	0	0	0	0	0	0	12
		KANS	3	3	0	0	0	0	6	0	0	0	0	0	0	0	0	0	0	0	0	6
		Metro Rate	0	0	0	6	0	0	6	0	0	0	0	0	0	0	0	0	0	0	0	6
		Non Resident	3	3	0	0	0	0	6	0	18	0	0	0	0	0	0	0	0	0	18	24
		Resident	12	0	6	21	0	3	42	0	6	0	0	0	0	0	0	0	0	0	6	48
		Department Sub-Total	33	12	9	30	0	3	87	0	24	0	0	0	0	0	0	0	0	0	24	111
	Women's, Gndr., & Sxlt'y. Sts	HEART	3	6	0	0	0	0	9	0	0	0	0	0	0	0	0	0	0	0	0	9
		International - Non Resident	0	6	9	0	0	0	15	0	0	0	0	0	0	0	0	0	0	0	0	15
		Metro Rate	0	6	15	3	0	0	24	0	0	0	0	0	0	0	0	0	0	0	0	24
		Non Resident	0	0	0	3	0	0	3	0	0	0	0	0	0	0	0	0	0	0	0	3
		Resident	9	36	24	12	0	0	81	0	0	0	0	0	0	0	0	0	0	0	0	81
		Department Sub-Total	12	54	48	18	0	0	132	0	0	0	0	0	0	0	0	0	0	0	0	132
	School / College Sub-Total			605	1,350	2,828	3,488	166	976	9,413	0	526	0	42	18	83	15	0	24	0	708	10,121
Conservatory of Music & Dance	Composition, Music Theory, Mus	HEART	3	0	3	0	0	0	6	0	0	0	0	0	0	0	0	0	0	0	6	



Comprehensive Enrollment Report

2019 Summer Semester

[Return to Contents](#)

Student Credit Hour Production by Courses Taught			Undergraduate							Graduate										Total		
			FRESHMAN	SOPHOMORE	JUNIOR	SENIOR	2ND BACH	UNKN-U	Career Sub-Total	DOC - PROF (YA)	MASTERS	SPECIAL	DOC - RSRCH	DOC - PROF (Y1)	DOC - PROF (Y2)	DOC - PROF (Y3)	DOC - PROF (Y4)	UNKN-G	UNKN-P		Career Sub-Total	
Conservatory of Music & Dance	Composition, Music Theory, Mus	International - Non Resident	0	0	0	0	0	0	0	0	6	0	3	0	0	0	0	0	0	9	9	
		Medical Regional Rate	0	0	0	0	0	0	0	0	0	0	0	0	24	0	0	0	0	24	24	
		Metro Rate	3	3	3	0	0	0	9	0	9	0	0	0	0	0	0	0	0	9	18	
		Midwest Exchange	0	0	0	0	0	0	0	0	3	0	0	0	0	0	0	0	0	3	3	
		Non Resident	0	0	0	0	0	0	0	0	0	0	0	0	3	0	0	0	0	3	3	
		Resident	3	6	27	24	3	3	66	0	21	0	0	0	15	0	0	0	0	36	102	
		Department Sub-Total	9	9	33	24	3	3	81	0	39	0	3	0	42	0	0	0	0	84	165	
	Conservatory - General	International - Non Resident	0	0	0	0	0	0	0	0	3	0	7	0	0	0	0	0	0	10	10	
		Medical Regional Rate	0	0	0	0	0	0	0	0	0	0	0	0	3	0	0	0	0	3	3	
		Metro Rate	3	3	3	0	0	0	9	0	14	0	0	0	0	0	0	12	0	26	35	
		Midwest Exchange	0	0	0	0	0	0	0	0	5	0	1	0	0	0	0	0	0	6	6	
		Non Resident	0	0	0	0	0	0	0	0	1	0	1	0	0	0	0	0	0	2	2	
		Resident	0	6	3	6	0	0	15	0	72	0	0	0	9	0	0	7	0	88	103	
		Department Sub-Total	3	9	6	6	0	0	24	0	95	0	9	0	12	0	0	19	0	135	159	
	Music Education/Music Therapy	Metro Rate	0	0	0	0	0	0	0	0	7	0	0	0	0	0	0	0	0	7	7	
		Midwest Exchange	0	0	0	0	0	0	0	0	3	0	0	0	0	0	0	0	0	3	3	
		Resident	0	0	0	0	0	0	0	0	32	0	0	0	0	0	0	0	0	32	32	
		Department Sub-Total	0	0	0	0	0	0	0	0	42	0	0	0	0	0	0	0	0	42	42	
	School / College Sub-Total			12	18	39	30	3	3	105	0	176	0	12	0	54	0	0	19	0	261	366
	Honors College	Honors College	International - Non Resident	0	0	1	3	0	0	4	0	0	0	0	0	0	0	0	0	0	4	4
Department Sub-Total			0	0	1	3	0	0	4	0	0	0	0	0	0	0	0	0	0	0	4	4
School / College Sub-Total		0	0	1	3	0	0	4	0	0	0	0	0	0	0	0	0	0	0	4	4	
School of Biol and Chem Sci	Biology Instructional	HEART	6	4	0	9	0	4	23	0	0	0	0	0	0	0	0	0	0	0	23	23
		International - Non Resident	3	0	3	8	0	0	14	0	0	0	0	0	0	0	0	0	0	0	14	14
		KANS	0	0	0	6	0	0	6	0	0	0	0	0	0	0	0	0	0	0	6	6
		Medical Regional Rate	0	6	90	23	0	0	119	0	0	0	0	0	9	0	0	0	0	9	128	128
		Metro Rate	4	13	22	34	0	3	76	0	22	0	26	0	0	0	0	0	0	48	124	124
		Midwest Exchange	0	0	0	0	0	0	0	0	0	0	4	0	0	0	0	0	0	4	4	4
		MILIT	0	0	0	3	0	0	3	0	0	0	0	0	0	0	0	0	0	0	3	3
		Non Resident	0	6	33	10	0	0	49	0	5	0	8	0	0	0	0	0	0	13	62	62



Comprehensive Enrollment Report

2019 Summer Semester

[Return to Contents](#)

Student Credit Hour Production by Courses Taught			Undergraduate							Graduate										Total	
			FRESHMAN	SOPHOMORE	JUNIOR	SENIOR	2ND BACH	UNKN-U	Career Sub-Total	DOC - PROF (YA)	MASTERS	SPECIAL	DOC - RSRCH	DOC - PROF (Y1)	DOC - PROF (Y2)	DOC - PROF (Y3)	DOC - PROF (Y4)	UNKN-G	UNKN-P		Career Sub-Total
School of Biol and Chem Sci	Biology Instructional	Resident	13	71	190	200	3	13	490	0	11	0	46	0	21	0	0	0	0	78	568
		Department Sub-Total	26	100	338	293	3	20	780	0	38	0	84	0	30	0	0	0	0	152	932
	School / College Sub-Total		26	100	338	293	3	20	780	0	38	0	84	0	30	0	0	0	0	152	932
School of Computing & Engineering	Civil & Mechanical Engineering	HEART	0	0	0	3	0	0	3	0	0	0	0	0	0	0	0	0	0	0	3
		International - Non Resident	0	3	1	4	0	0	8	0	3	0	5	0	0	0	0	0	0	8	16
		KANS	0	0	0	3	0	0	3	0	0	0	0	0	0	0	0	0	0	0	3
		Metro Rate	3	0	3	0	0	3	9	0	6	0	0	0	0	0	0	0	0	6	15
		Non Resident	0	0	0	0	0	0	0	0	6	0	0	0	0	0	0	0	0	6	6
		Resident	3	0	6	12	3	0	24	0	15	0	1	0	0	0	0	1	0	17	41
		Department Sub-Total	6	3	10	22	3	3	47	0	30	0	6	0	0	0	0	1	0	37	84
	Comp Sci & Elect Engr	HEART	0	0	7	3	0	0	10	0	0	0	0	0	0	0	0	0	0	0	10
		Highschool College Program	0	0	0	0	0	12	12	0	0	0	0	0	0	0	0	0	0	0	12
		International - Non Resident	0	0	28	64	6	0	98	7	465	0	35	0	0	0	0	0	0	507	605
		KANS	0	0	0	0	7	0	7	0	0	0	0	0	0	0	0	0	0	0	7
		Medical Regional Rate	0	0	0	0	0	0	0	0	0	0	0	0	6	0	0	0	0	6	6
		Metro Rate	0	4	20	44	9	0	77	0	72	0	3	0	0	0	0	3	0	78	155
		MILIT	0	0	0	3	0	0	3	0	0	0	0	0	0	0	0	0	0	0	3
		Non Resident	0	0	0	0	0	0	0	0	9	0	0	0	0	0	0	0	0	9	9
		Resident	0	7	83	186	37	3	316	0	69	0	1	3	0	0	0	3	0	76	392
		Department Sub-Total	0	11	138	300	59	15	523	7	615	0	39	3	6	0	0	6	0	676	1,199
		School / College Sub-Total		6	14	148	322	62	18	570	7	645	0	45	3	6	0	0	7	0	713
	School of Dentistry	Adv Educ in General Dentistry	Non Resident	0	0	0	0	0	0	0	0	12	0	0	0	0	0	0	0	0	12
Department Sub-Total			0	0	0	0	0	0	0	0	12	0	0	0	0	0	0	0	0	12	12
Dental Hygiene		HEART	0	0	0	12	0	0	12	0	0	0	0	0	0	0	0	0	0	0	12
		International - Non Resident	0	0	0	6	0	0	6	0	0	0	0	0	0	0	0	0	0	0	6
		KANS	0	0	0	0	6	0	6	0	0	0	0	0	0	0	0	0	0	0	6
		Metro Rate	0	0	6	30	6	0	42	0	6	0	0	0	0	0	0	0	0	6	48
		Non Resident	0	0	2	6	0	0	8	0	13	0	0	0	0	0	0	0	0	13	21
		Resident	0	0	0	84	30	0	114	0	1	0	0	0	0	0	0	0	0	1	115
Department Sub-Total	0	0	8	138	42	0	188	0	20	0	0	0	0	0	0	0	0	20	208		



Comprehensive Enrollment Report

2019 Summer Semester

[Return to Contents](#)

Student Credit Hour Production by Courses Taught			Undergraduate							Graduate										Total		
			FRESHMAN	SOPHOMORE	JUNIOR	SENIOR	2ND BACH	UNKN-U	Career Sub-Total	DOC - PROF (YA)	MASTERS	SPECIAL	DOC - RSRCH	DOC - PROF (Y1)	DOC - PROF (Y2)	DOC - PROF (Y3)	DOC - PROF (Y4)	UNKN-G	UNKN-P		Career Sub-Total	
School of Dentistry	Endodontics	Non Resident	0	0	0	0	0	0	0	0	8	0	0	0	0	0	0	0	0	8	8	
		Department Sub-Total	0	0	0	0	0	0	0	0	8	0	0	0	0	0	0	0	0	8	8	
	Oral and Craniofacial Sciences	International - Non Resident	0	0	0	0	0	0	0	0	0	0	4	0	0	0	0	0	0	4	4	
		Metro Rate	0	0	0	0	0	0	0	0	0	0	1	0	0	0	0	0	0	1	1	
		Non Resident	0	0	0	0	0	0	0	0	8	0	3	0	0	0	0	0	0	11	11	
		Resident	0	0	0	0	0	0	0	0	3	0	0	0	0	0	0	0	0	3	3	
		Department Sub-Total	0	0	0	0	0	0	0	0	11	0	8	0	0	0	0	0	0	19	19	
		Ortho &Dentofacial Orthopedics	Non Resident	0	0	0	0	0	0	0	0	9	0	0	0	0	0	0	0	0	9	9
	Resident		0	0	0	0	0	0	0	0	3	0	0	0	0	0	0	0	0	3	3	
	Department Sub-Total		0	0	0	0	0	0	0	0	12	0	0	0	0	0	0	0	0	12	12	
	Periodontics	Non Resident	0	0	0	0	0	0	0	0	6	0	0	0	0	0	0	0	0	6	6	
		Department Sub-Total	0	0	0	0	0	0	0	0	6	0	0	0	0	0	0	0	0	6	6	
	Restorative Clinical Sciences	International - Non Resident	0	0	0	0	0	0	0	0	0	0	0	0	0	34.5	26	0	0	60.5	60.5	
		Non Resident	0	0	0	0	0	0	0	0	38	0	0	10	0	414	514	0	0	976	976	
		Resident	0	0	0	0	0	0	0	0	4	0	0	10	0	801	833	0	0	1,648	1,648	
		Department Sub-Total	0	0	0	0	0	0	0	0	42	0	0	20	0	1,249.5	1,373	0	0	2,684.5	2,684.5	
	School / College Sub-Total			0	0	8	138	42	0	188	0	111	0	8	20	0	1,249.5	1,373	0	0	2,761.5	2,949.5
	School of Education	Counsel and EducPsychology	HEART	0	0	0	9	0	0	9	0	0	0	0	0	0	0	0	0	0	9	9
International - Non Resident			0	0	0	0	0	0	0	0	3	0	2	0	0	0	0	0	0	5	5	
Metro Rate			0	0	13.5	3	3	0	19.5	0	190	12	9	0	0	0	0	12	0	223	242.5	
Midwest Exchange			0	0	0	0	0	0	0	0	6	0	1	0	0	0	0	0	0	7	7	
Non Resident			0	3	0	0	0	0	3	0	49	0	43	0	0	0	0	0	0	92	95	
Resident			3	12	33	18	3	3	72	0	438	16	15	0	0	0	0	9	0	478	550	
Department Sub-Total			3	15	46.5	30	6	3	103.5	0	686	28	70	0	0	0	0	21	0	805	908.5	
Educ Ldr & Policy Fnd		International - Non Resident	0	0	0	9	0	0	9	0	0	0	0	0	0	0	0	0	0	0	9	
		Metro Rate	3	9	4.5	9	0	0	25.5	0	57	33	3	0	0	0	0	0	0	93	118.5	
		Midwest Exchange	0	0	0	0	0	0	0	0	3	0	0	0	0	0	0	0	0	3	3	
		Non Resident	0	3	0	0	0	0	3	0	21	0	0	0	0	0	0	0	0	21	24	
		Resident	9	15	18	30	0	0	72	0	141	78	3	0	0	0	0	0	0	222	294	
Department Sub-Total		12	27	22.5	48	0	0	109.5	0	222	111	6	0	0	0	0	0	0	339	448.5		



Comprehensive Enrollment Report

2019 Summer Semester

[Return to Contents](#)

Student Credit Hour Production by Courses Taught			Undergraduate							Graduate										Total	
			FRESHMAN	SOPHOMORE	JUNIOR	SENIOR	2ND BACH	UNKN-U	Career Sub-Total	DOC - PROF (YA)	MASTERS	SPECIAL	DOC - RSRCH	DOC - PROF (Y1)	DOC - PROF (Y2)	DOC - PROF (Y3)	DOC - PROF (Y4)	UNKN-G	UNKN-P		Career Sub-Total
School of Education	Teach Educ and Curric Studies	HEART	0	0	3	6	0	0	9	0	0	0	0	0	0	0	0	0	0	0	9
		International - Non Resident	0	0	3	0	0	0	3	0	9	0	9	0	0	0	0	0	0	0	21
		KANS	0	3	0	0	0	0	3	0	0	0	0	0	0	0	0	0	0	0	3
		Metro Rate	6	6	9	12	0	0	33	0	78	33	24	0	0	0	0	0	0	0	168
		Midwest Exchange	0	0	0	0	0	0	0	0	3	0	0	0	0	0	0	0	0	0	3
		Non Resident	0	0	0	0	0	0	0	0	12	0	12	0	0	0	0	0	0	0	24
		Resident	15	9	27	21	9	3	84	0	293	87	84	0	0	0	0	9	0	0	557
		Department Sub-Total	21	18	42	39	9	3	132	0	395	120	129	0	0	0	0	9	0	0	785
	School / College Sub-Total	36	60	111	117	15	6	345	0	1,303	259	205	0	0	0	0	30	0	0	2,142	
School of Law	Law General	International - Non Resident	0	0	0	0	0	0	0	0	0	0	6	0	3	0	0	6	15	15	
		MILIT	0	0	0	0	0	0	0	0	0	0	7	0	0	0	0	0	7	7	
		Non Resident	0	0	0	0	0	0	0	0	11	0	0	107	146	114	0	0	35	413	
		Resident	0	0	0	0	0	0	0	0	11	0	0	235	257	209.5	0	0	0	712.5	
		Department Sub-Total	0	0	0	0	0	0	0	0	22	0	0	355	403	326.5	0	0	41	1,147.5	
	School / College Sub-Total	0	0	0	0	0	0	0	0	22	0	0	355	403	326.5	0	0	41	1,147.5		
School of Medicine	Anesthesia Program	Non Resident	0	0	0	0	0	0	0	0	132	0	0	0	0	0	0	0	0	132	
		Resident	0	0	0	0	0	0	0	0	159.5	0	0	0	0	0	0	0	0	159.5	
		Department Sub-Total	0	0	0	0	0	0	0	0	291.5	0	0	0	0	0	0	0	0	291.5	
	Anesthesiology Department	Medical Regional Rate	0	0	0	0	0	0	0	0	0	0	0	0	5	5	0	0	10	10	
		Resident	0	0	0	0	0	0	0	0	0	0	0	0	5	15	0	0	20	20	
		Department Sub-Total	0	0	0	0	0	0	0	0	0	0	0	0	10	20	0	0	30	30	
	Biomedical Sciences	Medical Regional Rate	0	0	0	0	0	0	0	0	0	0	346	0	0	0	0	0	0	346	
		Non Resident	0	0	0	0	0	0	0	0	14	0	0	110	0	0	0	0	0	124	
		Resident	0	0	0	0	0	0	0	0	0	0	809	0	6	0	0	0	815		
		Department Sub-Total	0	0	0	0	0	0	0	0	14	0	0	1,265	0	6	0	0	0	1,285	
	Biomedical/Health Informatics	International - Non Resident	0	0	0	0	0	0	0	0	3	0	3	0	0	0	0	0	0	6	
		Metro Rate	0	0	0	0	0	0	0	0	3	0	6	0	0	0	0	0	0	9	
		Non Resident	0	0	0	0	0	0	0	0	12	0	15	0	0	0	0	0	0	27	
		Resident	0	0	0	0	0	0	0	0	22	0	10	0	0	0	0	3	0	35	
		Department Sub-Total	0	0	0	0	0	0	0	0	40	0	34	0	0	0	0	3	0	77	



Comprehensive Enrollment Report

2019 Summer Semester

[Return to Contents](#)

Student Credit Hour Production by Courses Taught			Undergraduate							Graduate										Total	
			FRESHMAN	SOPHOMORE	JUNIOR	SENIOR	2ND BACH	UNKN-U	Career Sub-Total	DOC - PROF (YA)	MASTERS	SPECIAL	DOC - RSRCH	DOC - PROF (Y1)	DOC - PROF (Y2)	DOC - PROF (Y3)	DOC - PROF (Y4)	UNKN-G	UNKN-P		Career Sub-Total
School of Medicine	Clinical Pharmacology	Medical Regional Rate	0	0	0	0	0	0	0	0	0	0	0	0	0	0	50	0	0	50	50
		Non Resident	0	0	0	0	0	0	0	0	0	0	0	0	0	0	16	0	0	16	16
		Resident	0	0	0	0	0	0	0	0	0	0	0	0	0	2	150	0	0	152	152
		Department Sub-Total	0	0	0	0	0	0	0	0	0	0	0	0	0	2	216	0	0	218	218
	Emergency Medicine	Medical Regional Rate	0	0	0	0	0	0	0	0	0	0	0	0	5	0	0	0	0	5	5
		Non Resident	0	0	0	0	0	0	0	0	0	0	0	0	0	0	10	0	0	10	10
		Resident	0	0	0	0	0	0	0	0	0	0	0	0	10	0	45	0	0	55	55
		Department Sub-Total	0	0	0	0	0	0	0	0	0	0	0	0	15	0	55	0	0	70	70
	Family Medicine	Medical Regional Rate	0	0	0	0	0	0	0	0	0	0	0	0	40	35	15	0	0	90	90
		Non Resident	0	0	0	0	0	0	0	0	0	0	0	0	5	5	0	0	0	10	10
		Resident	0	0	0	0	0	0	0	0	0	0	0	0	55	85	15	0	0	155	155
		Department Sub-Total	0	0	0	0	0	0	0	0	0	0	0	0	100	125	30	0	0	255	255
	Grad Health Professions in Med	MILIT	0	0	0	0	0	0	0	0	14	0	0	0	0	0	0	0	0	14	14
		Non Resident	0	0	0	0	0	0	0	0	112.5	0	0	0	0	0	0	0	0	112.5	112.5
		Resident	0	0	0	0	0	0	0	0	327.5	0	0	0	0	0	0	0	0	327.5	327.5
		Department Sub-Total	0	0	0	0	0	0	0	0	454	0	0	0	0	0	0	0	0	454	454
	Internal Medicine	Medical Regional Rate	0	0	0	0	0	0	0	0	0	0	0	0	80	70	105	0	0	255	255
		Non Resident	0	0	0	0	0	0	0	0	0	0	0	0	15	35	15	0	0	65	65
		Resident	0	0	0	0	0	0	0	0	0	0	0	0	268	150	310	0	0	728	728
		Department Sub-Total	0	0	0	0	0	0	0	0	0	0	0	0	363	255	430	0	0	1,048	1,048
	Mecical Humanities & Bioethics	Medical Regional Rate	0	0	0	0	0	0	0	0	0	0	0	0	0	5	25	0	0	30	30
		Non Resident	0	0	0	0	0	0	0	0	0	0	0	0	0	15	5	0	0	20	20
		Resident	0	0	0	0	0	0	0	0	0	0	0	0	0	60	40	0	0	100	100
		Department Sub-Total	0	0	0	0	0	0	0	0	0	0	0	0	0	80	70	0	0	150	150
	Medicine - General	Medical Regional Rate	0	2	29	1	0	0	32	0	0	0	0	31	220	25	141	0	0	417	449
		Metro Rate	0	0	0	0	0	0	0	0	3	0	0	0	0	0	0	0	0	3	3
		Non Resident	0	1	10	0	0	0	11	0	15	0	3	10	45	40	45	0	0	158	169
		Resident	0	9	48	8	0	0	65	0	24	0	0	74	335	100	375	3	0	911	976
Department Sub-Total		0	12	87	9	0	0	108	0	42	0	3	115	600	165	561	3	0	1,489	1,597	
Ob/GYN	Medical Regional Rate	0	0	0	0	0	0	0	0	0	0	0	0	90	25	0	0	115	115		



Comprehensive Enrollment Report

2019 Summer Semester

[Return to Contents](#)

Student Credit Hour Production by Courses Taught			Undergraduate							Graduate										Total		
			FRESHMAN	SOPHOMORE	JUNIOR	SENIOR	2ND BACH	UNKN-U	Career Sub-Total	DOC - PROF (YA)	MASTERS	SPECIAL	DOC - RSRCH	DOC - PROF (Y1)	DOC - PROF (Y2)	DOC - PROF (Y3)	DOC - PROF (Y4)	UNKN-G	UNKN-P		Career Sub-Total	
School of Medicine	Ob/GYN	Non Resident	0	0	0	0	0	0	0	0	0	0	0	0	0	30	20	0	0	50	50	
		Resident	0	0	0	0	0	0	0	0	0	0	0	0	0	0	160	75	0	0	235	235
		Department Sub-Total	0	0	0	0	0	0	0	0	0	0	0	0	0	0	280	120	0	0	400	400
	Ophthalmology	Medical Regional Rate	0	0	0	0	0	0	0	0	0	0	0	0	0	5	0	0	0	5	5	
		Resident	0	0	0	0	0	0	0	0	0	0	0	0	0	5	30	0	0	35	35	
		Department Sub-Total	0	0	0	0	0	0	0	0	0	0	0	0	0	10	30	0	0	40	40	
	Orthopaedics	Non Resident	0	0	0	0	0	0	0	0	0	0	0	0	0	0	5	0	0	5	5	
		Resident	0	0	0	0	0	0	0	0	0	0	0	0	0	0	15	0	0	15	15	
		Department Sub-Total	0	0	0	0	0	0	0	0	0	0	0	0	0	0	20	0	0	20	20	
	Pediatrics	Medical Regional Rate	0	0	0	0	0	0	0	0	0	0	0	0	5	75	30	0	0	110	110	
		Non Resident	0	0	0	0	0	0	0	0	0	0	0	0	0	10	15	0	0	25	25	
		Resident	0	0	0	0	0	0	0	0	0	0	0	0	5	170	125	0	0	300	300	
		Department Sub-Total	0	0	0	0	0	0	0	0	0	0	0	0	10	255	170	0	0	435	435	
	Psychiatry	Medical Regional Rate	0	0	0	0	0	0	0	0	0	0	0	0	40	40	10	0	0	90	90	
		Non Resident	0	0	0	0	0	0	0	0	0	0	0	0	5	25	0	0	0	30	30	
		Resident	0	0	0	0	0	0	0	0	0	0	0	0	100	75	25	0	0	200	200	
		Department Sub-Total	0	0	0	0	0	0	0	0	0	0	0	0	145	140	35	0	0	320	320	
	Radiology	Medical Regional Rate	0	0	0	0	0	0	0	0	0	0	0	0	0	5	5	0	0	10	10	
		Non Resident	0	0	0	0	0	0	0	0	0	0	0	0	0	5	0	0	0	5	5	
		Resident	0	0	0	0	0	0	0	0	0	0	0	0	10	20	65	0	0	95	95	
		Department Sub-Total	0	0	0	0	0	0	0	0	0	0	0	0	10	30	70	0	0	110	110	
	Surgery	Medical Regional Rate	0	0	0	0	0	0	0	0	0	0	0	0	0	65	50	0	0	115	115	
		Non Resident	0	0	0	0	0	0	0	0	0	0	0	0	0	10	10	0	0	20	20	
		Resident	0	0	0	0	0	0	0	0	0	0	0	0	0	145	120	0	0	265	265	
		Department Sub-Total	0	0	0	0	0	0	0	0	0	0	0	0	0	220	180	0	0	400	400	
	School / College Sub-Total			0	12	87	9	0	0	108	0	841.5	0	37	1,380	1,243	1,578	2,007	6	0	7,092.5	7,200.5
School of Nursing & Health St	Nursing General	HEART	0	3	5	19	0	0	27	0	0	0	0	0	0	0	0	0	0	27		
		International - Non Resident	0	0	8	0	5	0	13	0	0	0	0	0	0	0	0	0	0	0	13	
		KANS	0	0	0	9	9	0	18	0	6	0	0	0	0	0	0	0	0	6	24	
		Metro Rate	1	10	21	66	93	6	197	0	498	0	149	0	0	0	0	3	0	650	847	



Comprehensive Enrollment Report

2019 Summer Semester

[Return to Contents](#)

Student Credit Hour Production by Courses Taught			Undergraduate							Graduate										Total	
			FRESHMAN	SOPHOMORE	JUNIOR	SENIOR	2ND BACH	UNKN-U	Career Sub-Total	DOC - PROF (YA)	MASTERS	SPECIAL	DOC - RSRCH	DOC - PROF (Y1)	DOC - PROF (Y2)	DOC - PROF (Y3)	DOC - PROF (Y4)	UNKN-G	UNKN-P		Career Sub-Total
School of Nursing & Health St	Nursing General	Midwest Exchange	0	0	0	0	0	0	0	0	137	0	13	0	0	0	0	0	0	150	150
		MILIT	0	0	0	4	0	0	4	0	0	0	1	0	0	0	0	0	0	1	5
		Non Resident	0	7	6	17	23	1	54	0	322	0	132	0	0	0	0	6	0	460	514
		Resident	20	49	126	225	121	16	557	0	912	0	340	0	0	0	0	9	0	1,261	1,818
		Department Sub-Total	21	69	166	340	251	23	870	0	1,875	0	635	0	0	0	0	18	0	2,528	3,398
	School / College Sub-Total		21	69	166	340	251	23	870	0	1,875	0	635	0	0	0	0	18	0	2,528	3,398
School of Pharmacy	Pharmaceutical Science	International - Non Resident	0	0	0	0	0	0	0	0	0	0	6	0	0	0	0	0	0	6	6
		Department Sub-Total	0	0	0	0	0	0	0	0	0	0	6	0	0	0	0	0	0	6	6
	Pharmacy - General	Non Resident	0	0	0	0	0	0	0	0	0	0	1	0	0	0	0	0	0	1	1
		Resident	0	0	0	0	0	0	0	0	0	0	1	0	0	4	0	0	0	5	5
		Department Sub-Total	0	0	0	0	0	0	0	0	0	0	2	0	0	4	0	0	0	6	6
	School / College Sub-Total		0	0	0	0	0	0	0	0	0	0	8	0	0	4	0	0	0	12	12
University College	University College	Resident	1	0	0	2	0	0	3	0	0	0	0	0	0	0	0	0	0	0	3
		Department Sub-Total	1	0	0	2	0	0	3	0	0	0	0	0	0	0	0	0	0	0	3
	School / College Sub-Total		1	0	0	2	0	0	3	0	0	0	0	0	0	0	0	0	0	0	3
Vice Chancellor for Academic Affairs	General Education Core	HEART	0	3	0	0	0	0	3	0	0	0	0	0	0	0	0	0	0	0	3
		International - Non Resident	0	0	0	3	0	0	3	0	0	0	0	0	0	0	0	0	0	0	3
		Metro Rate	0	0	9	0	0	0	9	0	0	0	0	0	0	0	0	0	0	0	9
		Non Resident	0	3	0	0	0	0	3	0	0	0	0	0	0	0	0	0	0	0	3
		Resident	3	12	12	6	0	0	33	0	0	0	0	0	0	0	0	0	0	0	33
		Department Sub-Total	3	18	21	9	0	0	51	0	0	0	0	0	0	0	0	0	0	0	51
	Study Abroad	HEART	0	0	6	0	0	0	6	0	0	0	0	0	0	0	0	0	0	0	6
		Metro Rate	0	6	33	66	0	0	105	0	0	0	0	0	0	0	0	0	0	0	105
		Resident	0	0	24	60	0	6	90	0	0	0	0	0	0	0	0	0	0	0	90
		Department Sub-Total	0	6	63	126	0	6	201	0	0	0	0	0	0	0	0	0	0	0	201
	School / College Sub-Total		3	24	84	135	0	6	252	0	0	0	0	0	0	0	0	0	0	0	252
University Total			716	1,722	4,280	6,181	569	1,076	14,544	7	6,768.5	259	1,076	1,776	1,837	3,200	3,380	109	41	18,453.5	32,997.5



Comprehensive Enrollment Report

2019 Summer Semester

[Return to Contents](#)

Ethnicity by Admit Type		Undergraduate	Graduate	Total
Continuing	American Indian/Alaska Native	1	3	4
	Asian	210	246	456
	Black/African American	246	143	389
	Hispanic/Latino	205	85	290
	Multiple Race/Ethnicity	84	57	141
	Native Hawaiian or Other Pacific Islander	1	1	2
	Non Res International	134	191	325
	Not Specified	71	100	171
	White	1250	1350	2600
	Summary for Admit Type	2202	2176	4378
Dual High School	Non Res International	27	0	27
	Not Specified	1	0	1
	White	1	0	1
	Summary for Admit Type	29	0	29
First Time College	Asian	1	0	1
	Black/African American	11	0	11
	Hispanic/Latino	2	0	2
	Multiple Race/Ethnicity	1	0	1
	Non Res International	2	0	2
	Not Specified	3	0	3
	White	13	0	13
	Summary for Admit Type	33	0	33
Graduate	American Indian/Alaska Native	0	3	3
	Asian	0	10	10
	Black/African American	0	14	14
	Hispanic/Latino	0	10	10
	Multiple Race/Ethnicity	0	2	2
	Non Res International	0	3	3
	Not Specified	0	3	3
	White	0	166	166
	Summary for Admit Type	0	211	211
Graduate - Internal	Asian	0	4	4
	Black/African American	0	10	10
	Hispanic/Latino	0	5	5



Comprehensive Enrollment Report

2019 Summer Semester

[Return to Contents](#)

Ethnicity by Admit Type		Undergraduate	Graduate	Total
Graduate - Internal	Multiple Race/Ethnicity	0	5	5
	Non Res International	0	4	4
	Not Specified	0	5	5
	White	0	62	62
	Summary for Admit Type	0	95	95
Professional	Asian	0	2	2
	Black/African American	0	1	1
	Hispanic/Latino	0	3	3
	Multiple Race/Ethnicity	0	1	1
	Not Specified	0	1	1
	White	0	15	15
	Summary for Admit Type	0	23	23
Professional - Internal	Asian	0	48	48
	Black/African American	0	6	6
	Hispanic/Latino	0	9	9
	Multiple Race/Ethnicity	0	3	3
	Not Specified	0	3	3
	White	0	36	36
	Summary for Admit Type	0	105	105
Readmits	American Indian/Alaska Native	1	1	2
	Asian	3	2	5
	Black/African American	12	8	20
	Hispanic/Latino	3	0	3
	Multiple Race/Ethnicity	4	0	4
	Non Res International	2	0	2
	Not Specified	2	6	8
	White	31	10	41
	Summary for Admit Type	58	27	85
Readmits - Admit Different Degree	Asian	1	0	1
	Black/African American	2	1	3
	Hispanic/Latino	0	1	1
	White	6	4	10
	Summary for Admit Type	9	6	15
Transfer	Asian	5	0	5



Comprehensive Enrollment Report

2019 Summer Semester

[Return to Contents](#)

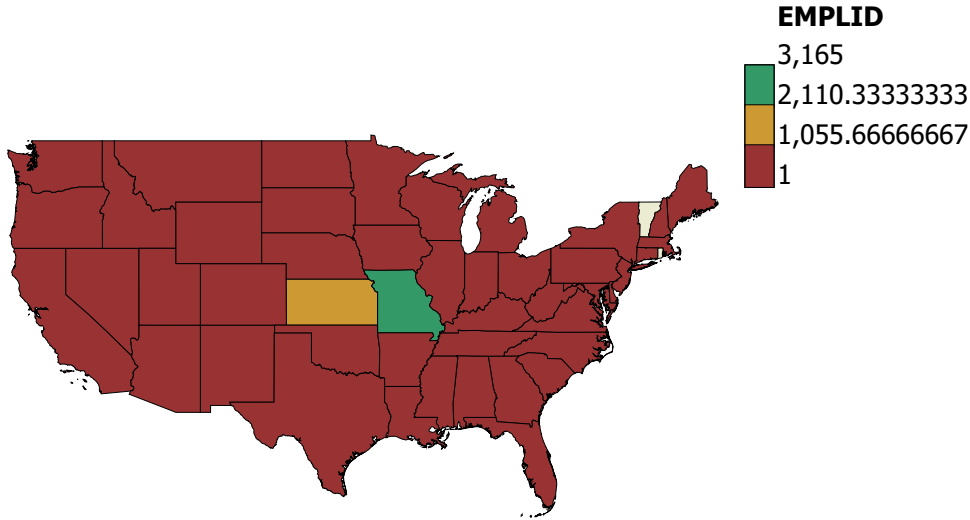
Ethnicity by Admit Type		Undergraduate	Graduate	Total
Transfer	Black/African American	11	0	11
	Hispanic/Latino	5	0	5
	Multiple Race/Ethnicity	1	0	1
	Native Hawaiian or Other Pacific Islander	1	0	1
	Non Res International	2	0	2
	Not Specified	4	0	4
	White	56	0	56
	Summary for Admit Type	85	0	85
UMX	Asian	1	0	1
	Black/African American	1	0	1
	White	22	0	22
	Summary for Admit Type	24	0	24
Visiting Student	American Indian/Alaska Native	0	1	1
	Asian	9	0	9
	Black/African American	13	4	17
	Hispanic/Latino	5	1	6
	Multiple Race/Ethnicity	5	2	7
	Non Res International	58	3	61
	Not Specified	8	1	9
	White	103	32	135
	Summary for Admit Type	201	44	245
Grand Total		2641	2687	5328



Comprehensive Enrollment Report

2019 Summer Semester

[Return to Contents](#)



United States (Continental 48)

Student Headcount by State

AL: 2	AR: 37	AZ: 9	CA: 35	CO: 14	CT: 1	DE: 3	FL: 16	GA: 10	IA: 39
ID: 7	IL: 149	IN: 4	KS: 1188	KY: 1	LA: 3	MA: 6	MD: 10	ME: 1	MI: 15
MN: 16	MO: 3165	MS: 5	MT: 1	NC: 8	ND: 5	NE: 36	NH: 1	NJ: 6	NM: 15
NV: 3	NY: 12	OH: 9	OK: 31	OR: 4	PA: 4	SC: 1	SD: 7	TN: 8	TX: 37
UT: 8	VA: 12	WA: 6	WI: 13	WV: 1	WY: 3				



Comprehensive Enrollment Report

2019 Summer Semester

[Return to Contents](#)

Headcount by Citizenship	Undergraduate							Graduate											Total
	FRESHMAN	SOPHOMORE	JUNIOR	SENIOR	2ND BACHELORS	UNKN-U	Career Sub-Total	DOC - PROF (YA)	MASTERS	SPECIAL	DOC - RSRCH	DOC - PROF (Y1)	DOC - PROF (Y2)	DOC - PROF (Y3)	DOC - PROF (Y4)	UNKN-G	UNKN-P	Career Sub-Total	
Australia	0	0	1	0	0	1	2	0	1	0	0	0	0	0	0	0	0	1	3
Bahamas	0	0	0	1	0	0	1	0	0	0	0	0	0	0	0	0	0	0	1
Bangladesh	1	0	0	0	0	0	1	0	0	0	7	0	0	0	0	0	0	7	8
Bolivia	0	0	0	0	0	0	0	0	1	0	0	0	0	0	0	0	0	1	1
Brazil	1	0	1	0	0	36	38	0	1	0	0	0	0	0	0	0	0	1	39
Burkina Faso	0	0	0	1	0	1	2	0	0	0	0	0	0	0	0	0	0	0	2
Burundi	0	0	1	0	0	0	1	0	0	0	0	0	0	0	0	0	0	0	1
Cameroon	0	0	1	0	0	0	1	0	0	0	0	0	0	0	0	0	0	0	1
Canada	2	0	0	0	0	0	2	0	0	0	0	0	0	2	0	0	0	2	4
Chad	0	0	0	0	0	1	1	0	0	0	0	0	0	0	0	0	0	0	1
China	1	6	8	9	2	28	54	0	10	0	8	0	0	0	1	0	0	19	73
Colombia	0	0	1	0	0	0	1	0	0	0	0	0	0	0	0	0	0	0	1
Congo	0	0	0	0	0	0	0	0	1	0	0	0	0	0	0	0	0	1	1
Egypt	0	0	0	0	0	0	0	0	2	0	0	0	0	0	0	0	0	2	2
Ethiopia	0	0	0	0	0	0	0	0	1	0	0	0	0	0	0	0	0	1	1
France	0	0	1	2	0	0	3	0	0	0	0	0	0	0	0	0	0	0	3
French Guiana	0	0	1	0	0	0	1	0	0	0	0	0	0	0	0	0	0	0	1
Georgia	0	0	0	0	0	0	0	0	0	0	0	0	0	1	0	0	0	1	1
Germany	0	0	1	0	0	0	1	0	0	0	0	0	1	0	0	0	0	1	2
Ghana	0	0	0	0	0	0	0	0	0	1	0	0	0	0	0	0	0	1	1
Guatemala	0	0	0	1	0	0	1	0	0	0	0	0	0	0	0	0	0	0	1
Honduras	0	0	1	0	0	0	1	0	0	0	0	0	0	0	0	0	0	0	1
Hong Kong	0	1	0	1	0	0	2	0	0	0	1	0	0	0	0	0	0	1	3
Hungary	0	0	0	1	0	0	1	0	0	0	0	0	0	0	0	0	0	0	1
India	0	0	3	2	2	2	9	0	111	0	10	2	1	1	0	1	0	126	135
Iran (Islamic Republic Of)	0	0	0	0	0	0	0	0	0	0	2	0	0	1	1	0	0	4	4
Iraq	0	0	0	0	0	1	1	0	1	0	0	1	0	1	0	0	0	3	4
Italy	0	0	0	2	0	0	2	0	0	0	0	0	0	0	0	0	0	0	2



Comprehensive Enrollment Report

2019 Summer Semester

[Return to Contents](#)

Headcount by Citizenship	Undergraduate							Graduate											Total
	FRESHMAN	SOPHOMORE	JUNIOR	SENIOR	2ND BACHELORS	UNKN-U	Career Sub-Total	DOC - PROF (YA)	MASTERS	SPECIAL	DOC - RSRCH	DOC - PROF (Y1)	DOC - PROF (Y2)	DOC - PROF (Y3)	DOC - PROF (Y4)	UNKN-G	UNKN-P	Career Sub-Total	
Jamaica	0	0	0	1	0	0	1	0	0	0	1	0	0	0	1	0	0	2	3
Japan	0	0	0	0	0	0	0	0	0	0	1	0	0	0	0	0	0	1	1
Jordan	0	0	0	2	0	0	2	0	0	0	0	0	0	0	0	0	0	0	2
Kenya	0	0	1	0	1	0	2	0	0	0	0	0	0	0	0	0	0	0	2
Korea, Republic of	0	0	0	2	0	0	2	1	1	0	1	0	0	0	0	0	0	3	5
Kuwait	10	1	4	4	0	0	19	0	0	0	0	0	0	2	2	0	0	4	23
Latvia	0	1	0	0	0	0	1	0	0	0	0	0	0	0	0	0	0	0	1
Lebanon	0	0	0	0	0	0	0	0	1	0	0	0	0	0	0	0	0	1	1
Libyan Arab Jamahiriya	0	0	0	0	0	0	0	0	1	0	1	0	0	0	0	0	0	2	2
Malaysia	0	0	1	0	0	0	1	0	0	0	1	0	0	0	0	0	0	1	2
Mexico	0	0	2	1	0	1	4	0	1	0	0	0	0	0	0	0	0	1	5
Nepal	0	0	0	0	0	0	0	0	2	0	2	0	0	0	0	0	0	4	4
Niger	0	0	0	0	0	1	1	0	0	0	0	0	0	0	0	0	0	0	1
Nigeria	0	0	0	0	0	0	0	0	1	0	1	0	0	0	0	0	0	2	2
Oman	4	0	2	7	0	0	13	0	0	0	0	0	0	0	0	0	0	0	13
Pakistan	0	0	1	0	0	0	1	0	0	0	4	0	0	1	0	0	0	5	6
Palestinian Territory, Occupie	0	0	0	0	1	0	1	0	0	0	0	0	0	0	0	0	0	0	1
Panama	0	0	0	0	0	1	1	0	0	0	0	0	0	0	0	0	0	0	1
Philippines	0	1	0	0	0	0	1	0	0	0	0	0	0	0	1	0	0	1	2
Russian Federation	0	0	0	1	0	0	1	0	0	0	0	0	0	0	0	0	0	0	1
Saudi Arabia	3	0	4	15	0	9	31	0	8	0	4	0	0	0	0	2	1	15	46
Singapore	0	0	0	0	0	0	0	0	1	0	0	0	0	0	0	0	0	1	1
Slovakia	0	1	0	0	0	0	1	0	0	0	0	0	0	0	0	0	0	0	1
Slovenia	1	0	0	0	0	0	1	0	0	0	0	0	0	0	0	0	0	0	1
South Africa	0	0	1	0	0	1	2	0	0	0	0	0	0	0	0	0	0	0	2
Spain	0	0	0	1	1	0	2	0	0	0	0	0	0	0	0	0	0	0	2
Sudan	0	0	0	0	0	0	0	0	1	0	0	0	0	0	0	0	0	1	1
Syrian Arab Republic	0	0	0	0	0	0	0	0	0	0	1	0	0	0	0	0	0	1	1



Comprehensive Enrollment Report

2019 Summer Semester

[Return to Contents](#)

Headcount by Citizenship	Undergraduate							Graduate											Total
	FRESHMAN	SOPHOMORE	JUNIOR	SENIOR	2ND BACHELORS	UNKN-U	Career Sub-Total	DOC - PROF (YA)	MASTERS	SPECIAL	DOC - RSRCH	DOC - PROF (Y1)	DOC - PROF (Y2)	DOC - PROF (Y3)	DOC - PROF (Y4)	UNKN-G	UNKN-P	Career Sub-Total	
Taiwan	0	0	0	1	0	1	2	0	1	0	0	0	0	0	0	0	0	1	3
Tanzania, United Republic of	0	0	0	1	0	0	1	0	0	0	0	0	0	0	0	0	0	0	1
Thailand	0	0	0	0	0	0	0	0	1	0	0	0	0	0	0	0	0	1	1
Turkey	0	0	2	2	0	0	4	0	0	0	0	0	0	0	0	0	0	0	4
United Arab Emirates	0	0	0	0	0	0	0	0	1	0	0	0	0	0	0	0	0	1	1
United Kingdom	0	0	0	0	0	0	0	0	0	0	1	0	0	0	0	0	0	1	1
United States	116	299	662	989	103	164	2333	0	1207	43	252	171	182	280	210	34	6	2385	4718
Unknown	6	6	9	33	3	3	60	0	43	1	9	4	1	9	9	0	1	77	137
Uzbekistan	0	0	0	1	0	0	1	0	0	0	0	0	0	0	0	0	0	0	1
Venezuela	0	0	0	1	0	0	1	0	0	0	0	0	0	0	0	0	0	0	1
Viet Nam	2	2	1	4	0	16	25	0	3	0	1	0	0	0	0	0	0	4	29
Totals	147	318	710	1086	113	267	2641	1	1402	45	308	178	185	298	225	37	8	2687	5328