




Comprehensive Degree Completions Report

Academic Year 2015


Prepared by the UMKC Data Warehouse
5100 Rockhill Road
Kansas City, MO 64110
focusroom@umkc.edu



Comprehensive Degree Completions Report

Academic Year 2015

Definitions	3
University Totals	4
Bloch School of Management Degree Counts	5
College of Arts & Sciences Degree Counts	6
Conservatory of Music & Dance Degree Counts	10
School of Biological Sciences Degree Counts	12
Bloch School of Management Degree Counts	13
School of Computing & Engineer Degree Counts	14
School of Dentistry Degree Counts	15
School of Education Degree Counts	16
School of Graduate Studies Degree Counts	17
School of Law Degree Counts	18
School of Medicine Degree Counts	19
School of Nursing & Health St Degree Counts	20
School of Nursing & Health St Degree Counts	21
School of Pharmacy Degree Counts	22



Comprehensive Degree Completions Report

Academic Year 2015

Definitions

In an effort to provide finer breakdowns and groupings, the Office of Institutional Research, Assessment, and Planning is providing the following additional definitions to report users so that they may better utilize the report.

Academic Group

The Academic Group is college or school within the University. Example: College of Arts & Sciences

Academic Organization

An academic organization is a subunit of an academic group; typically a department within a school or college. Example: Public Affairs Department in the Henry W Bloch School of Business and Public Administration.

Academic Career

An academic career is the grouping of academic work within a level of study. This also refers to a grouping of all academic work undertaken by a student that is grouped into a single student record (transcript). The academic careers used at UMKC are Undergraduate, Graduate, Dental, Medical, Pharmacy, and Law. Many times, the last four careers will be summarized as "Professional."

Academic Plan

The Academic Plan is the degree program the student has chosen to study. This also includes all non-degree seekers who will not receive a degree for their coursework, although the coursework will be given credit and accounted for on the student's transcript.

Primary Degree

A student primary degree determines where a student will be counted. Students seeking more than one degree will be counted in the academic plan that has been designated as their primary degree.

Unknown (Gender)

Students who have declined to specify a gender.

Masters (Academic Level)

An award that requires the successful completion of a program of study of at least the full-time equivalent of 1 but not more than 2 academic years of work beyond the bachelor's degree. These counts also include all Graduate Certificates as well.

Doctoral - Research (Academic Level)


A Ph.D. or other doctor's degree that requires advanced work beyond the master's level, including the preparation and defense of a dissertation based on original research, or the planning and execution of an original project demonstrating substantial artistic or scholarly achievement. Some examples of this type of degree may include Ed.D., D.M.A., D.B.A., D.Sc., D.A., or D.M., and others, as designated by the awarding institution. Abbreviation - DOC - RSRCH

Doctoral - Professional (Academic Level)

A doctor's degree that is conferred upon completion of a program providing the knowledge and skills for the recognition, credential, or license required for professional practice. The degree is awarded after a period of study such that the total time to the degree, including both pre-professional and professional preparation, equals at least six full-time equivalent academic years. Some of these degrees were formerly classified as "first-professional" and may include: Chiropractic (D.C. or D.C.M.); Dentistry (D.D.S. or D.M.D.); Law (L.L.B. or J.D.); Medicine (M.D.); Optometry (O.D.); Osteopathic Medicine (D.O.); Pharmacy (Pharm.D.); Podiatry (D.P.M., Pod.D., D.P.); or, Veterinary Medicine (D.V.M.), and others, as designated by the awarding institution. Abbreviation - DOC - PROF.

Asian Underrepresented (Ethnicity)

Students in this category self identify as Asian but are not from one of the major ethnic sub-populations of Chinese, Filipino, Japanese, Korean, Asian Indian or Thai.




Comprehensive Degree Completions Report

Academic Year 2015

[Return to Contents](#)

	Undergraduate Certificate	Bachelors	Masters	Graduate Certificate	Educational Specialist	Doctoral - Research/Scholarship	Doctoral - Professional	Total
Asian	0	129	29	5	0	0	71	234
Non Res International	0	66	351	5	0	29	1	452
Not Specified	0	92	73	1	1	9	24	200
Hispanic/Latino	0	117	39	3	0	2	14	175
Multiple Race/Ethnicity	0	41	12	1	0	0	6	60
Asian (underrepresented)	0	23	3	0	0	0	9	35
White	6	1117	604	31	16	54	338	2166
American Indian/Alaska Native	0	5	5	0	0	0	3	13
Black/African American	1	218	80	4	9	4	22	338
Native Hawaiian or Other Pacific Islander	0	4	1	0	0	0	1	6
Total by Ethnicity	7	1812	1197	50	26	98	489	3679
Female	3	1035	598	26	22	53	258	1995
Male	4	777	599	24	4	45	231	1684
Total by Gender	7	1812	1197	50	26	98	489	3679




Comprehensive Degree Completions Report

Academic Year 2015

[Return to Contents](#)

Bloch School of Management

		Bachelors	Masters	Graduate Certificate
Accountancy	Accounting BS	68	0	0
	Accounting MS	0	71	0
	Accountancy Totals	68	71	0
Business Administration	Business Administration BBA	247	0	0
	Business Administration MBA	0	130	0
	Business Administration Totals	247	130	0
Finance	Finance - MS	0	35	0
	Finance Totals	0	35	0
Global Entrepreneurship	Entrep Real Estate - MERE	0	3	0
	Global Entrepreneurship Totals	0	3	0
Public Affairs	Nonprofit Mgmt and Innov - CT	0	0	2
	Public Administration MPA	0	49	0
	Public Affairs Totals	0	49	2
Bloch School of Management Totals		315	288	2




Comprehensive Degree Completions Report

Academic Year 2015

[Return to Contents](#)

College of Arts & Sciences

		Bachelors	Masters	Graduate Certificate	Undergraduate Certificate	Doctoral - Research/Scholarship
Archit & Urban Plan & Design	Urban Planning & Design- BA	12	0	0	0	0
	Urban Studies BA	3	0	0	0	0
	Archit & Urban Plan & Design Totals	15	0	0	0	0
Art & Art History	Art History BA	4	0	0	0	0
	Art History MA	0	8	0	0	0
	Studio Art BA	24	0	0	0	0
	Studio Art MA	0	5	0	0	0
	Art & Art History Totals	28	13	0	0	0
Chemistry	Chemistry BA	81	0	0	0	0
	Chemistry BS	27	0	0	0	0
	Chemistry MS	0	3	0	0	0
	Psychology BA	1	0	0	0	0
	Chemistry Totals	109	3	0	0	0
Communications Studies	Communication Studies BA	107	0	0	0	0
	Communications Studies Totals	107	0	0	0	0
Criminal Justics & Criminology	Crim Justice & Criminology BA	44	0	0	0	0
	Crim Justice & Criminology-MS	0	5	0	0	0
	Psychology BA	1	0	0	0	0
	Sociology BA	1	0	0	0	0
	Criminal Justics & Criminology Totals	46	5	0	0	0
Economics	Economics BA	16	0	0	0	0
	Economics MA	0	34	0	0	0
	Political Science BA	2	0	0	0	0
	Economics Totals	18	34	0	0	0
English Language & Literature	Creative Wri & Media Arts -MFA	0	8	0	0	0
	English BA	36	0	0	0	0
	English MA	0	9	0	0	0




Comprehensive Degree Completions Report

Academic Year 2015

[Return to Contents](#)

College of Arts & Sciences

		Bachelors	Masters	Graduate Certificate	Undergraduate Certificate	Doctoral - Research/Scholarship
English Language & Literature	English Language & Literature Totals	36	17	0	0	0
Foreign Languages & Literature	Art History BA	1	0	0	0	0
	Chemistry BA	1	0	0	0	0
	Communication Studies BA	1	0	0	0	0
	Crim Justice & Criminology BA	1	0	0	0	0
	French BA	2	0	0	0	0
	German BA	1	0	0	0	0
	Languages and Literatures BA	10	0	0	0	0
	Philosophy BA	1	0	0	0	0
	Political Science BA	1	0	0	0	0
	Psychology BA	5	0	0	0	0
	Romance Languages & Lit - MA	0	7	0	0	0
	Spanish BA	9	0	0	0	0
	Theatre BA	1	0	0	0	0
		Foreign Languages & Literature Totals	34	7	0	0
Geosciences	Environ & Urban Geosciences MS	0	4	0	0	0
	Environmental Science BS	17	0	0	0	0
	Environmental Studies BA	2	0	0	0	0
	Geographic Info Systems - CT	0	0	2	0	0
	Geographic Info Systems CT	0	0	0	7	0
	Geography BS	5	0	0	0	0
	Geology BA	1	0	0	0	0
	Geology BS	10	0	0	0	0
		Geosciences Totals	35	4	2	7
History	English BA	1	0	0	0	0
	History BA	21	0	0	0	0
	History MA	0	11	0	0	0




Comprehensive Degree Completions Report

Academic Year 2015

[Return to Contents](#)

College of Arts & Sciences

		Bachelors	Masters	Graduate Certificate	Undergraduate Certificate	Doctoral - Research/Scholarship
History	History Totals	22	11	0	0	0
KA&S - General	Black Studies CT	0	0	1	0	0
	Gerontology - CT	0	0	2	0	0
	Liberal Arts BLA	184	0	0	0	0
	Liberal Studies MA	0	3	0	0	0
	KA&S - General Totals	184	3	3	0	0
Mathematics & Statistics	Mathematics & Statistics BA	2	0	0	0	0
	Mathematics & Statistics BS	13	0	0	0	0
	Mathematics & Statistics MS	0	11	0	0	0
	Statistics MS	0	2	0	0	0
	Mathematics & Statistics Totals	15	13	0	0	0
Philosophy	Bioethics-CT	0	0	1	0	0
	Philosophy BA	14	0	0	0	0
	Political Science BA	1	0	0	0	0
	Philosophy Totals	15	0	1	0	0
Physics & Astronomy	Physics BS	10	0	0	0	0
	Physics MS	0	13	0	0	0
	Physics & Astronomy Totals	10	13	0	0	0
Political Science	Crim Justice & Criminology BA	1	0	0	0	0
	Economics BA	1	0	0	0	0
	French BA	1	0	0	0	0
	Political Science BA	25	0	0	0	0
	Political Science MA	0	2	0	0	0
	Political Science Totals	28	2	0	0	0
Psychology	Chemistry BA	4	0	0	0	0
	Communication Studies BA	1	0	0	0	0
	Crim Justice & Criminology BA	1	0	0	0	0




Comprehensive Degree Completions Report

Academic Year 2015

[Return to Contents](#)

College of Arts & Sciences

		Bachelors	Masters	Graduate Certificate	Undergraduate Certificate	Doctoral - Research/Scholarship
Psychology	Philosophy BA	1	0	0	0	0
	Psychology BA	100	0	0	0	0
	Psychology MA	0	3	0	0	0
	Psychology PhD	0	0	0	0	3
	Psychology Totals	107	3	0	0	3
Social Work	Social Work MSW	0	66	0	0	0
	Social Work Totals	0	66	0	0	0
Sociology	Psychology BA	2	0	0	0	0
	Sociology BA	18	0	0	0	0
	Sociology MA	0	4	0	0	0
	Sociology Totals	20	4	0	0	0
Theatre	Theatre BA	15	0	0	0	0
	Theatre MA	0	5	0	0	0
	Theatre: Design & Tech MFA	0	18	0	0	0
	Theatre:Acting & Directing-MFA	0	7	0	0	0
	Theatre Totals	15	30	0	0	0
College of Arts & Sciences Totals		844	228	6	7	3




Comprehensive Degree Completions Report

Academic Year 2015

[Return to Contents](#)

Conservatory of Music & Dance

		Bachelors	Masters	Graduate Certificate	Doctoral - Research/Scholarship
Composition, Music Theory, Mus	Music Composition BM	5	0	0	0
	Music Composition DMA	0	0	0	5
	Music Composition MM	0	7	0	0
	Music Theory BM	2	0	0	0
	Musicology - MM	0	1	0	0
	Composition, Music Theory, Mus Totals	7	8	0	5
Conservatory - General	Conducting DMA	0	0	0	1
	Music - Artist's Certificate	0	0	2	0
	Music BA	10	0	0	0
	Music MA	0	7	0	0
	Conservatory - General Totals	10	7	2	1
Dance	Dance BFA	16	0	0	0
	Dance Totals	16	0	0	0
Instrumental Studies	Music - Artist's Certificate	0	0	1	0
	Performance - BM	7	0	0	0
	Performance Ct	0	0	2	0
	Performance-DMA	0	0	0	5
	Performance-MM	0	6	0	0
	Instrumental Studies Totals	7	6	3	5
Jazz Studies	Jazz Studies - BM	5	0	0	0
	Jazz Studies Totals	5	0	0	0
Keyboard Studies	Music - Artist's Certificate	0	0	2	0
	Performance-MM	0	7	0	0
	Keyboard Studies Totals	0	7	2	0
Music Education/Music Therapy	Music BA	1	0	0	0
	Music Education BME	11	0	0	0
	Music Education MME	0	2	0	0




Comprehensive Degree Completions Report

Academic Year 2015

[Return to Contents](#)

Conservatory of Music & Dance

		Bachelors	Masters	Graduate Certificate	Doctoral - Research/Scholarship
Music Education/Music Therapy	Music Education/Music Therapy Totals	12	2	0	0
Psychology	Music BA	1	0	0	0
	Psychology Totals	1	0	0	0
Vocal Studies	Conducting MM	0	2	0	0
	Performance - BM	4	0	0	0
	Performance-DMA	0	0	0	3
	Performance-MM	0	4	0	0
	Vocal Studies Totals	4	6	0	3
Conservatory of Music & Dance Totals		62	36	7	14




Comprehensive Degree Completions Report

Academic Year 2015

[Return to Contents](#)

School of Biological Sciences

		Bachelors	Masters
Biology General	Biology BA	17	0
	Biology BS	62	0
	Biology MA	0	14
	Cell & Molecular Biology MS	0	8
	Biology General Totals	79	22
Chemistry	Biology BA	6	0
	Biology BS	1	0
	Chemistry Totals	7	0
School of Biological Sciences Totals		86	22




Comprehensive Degree Completions Report

Academic Year 2015

[Return to Contents](#)

Bloch School of Management

		Bachelors	Masters	Graduate Certificate
Accountancy	Accounting BS	68	0	0
	Accounting MS	0	71	0
	Accountancy Totals	68	71	0
Business Administration	Business Administration BBA	247	0	0
	Business Administration MBA	0	130	0
	Business Administration Totals	247	130	0
Finance	Finance - MS	0	35	0
	Finance Totals	0	35	0
Global Entrepreneurship	Entrep Real Estate - MERE	0	3	0
	Global Entrepreneurship Totals	0	3	0
Public Affairs	Nonprofit Mgmt and Innov - CT	0	0	2
	Public Administration MPA	0	49	0
	Public Affairs Totals	0	49	2
Bloch School of Management Totals		315	288	2




Comprehensive Degree Completions Report

Academic Year 2015

[Return to Contents](#)

School of Computing & Engineer

		Bachelors	Masters	Graduate Certificate
Civil & Mechanical Engineering	Civil Engineering BSCIE	19	0	0
	Civil Engineering MS	0	14	0
	Engr & Const Project Mgt CT	0	0	3
	Mechanical Engineering BSME	32	0	0
	Mechanical Engineering MS	0	5	0
	Civil & Mechanical Engineering Totals	51	19	3
Comp Sci & Elect Engr	Computer Science BA	5	0	0
	Computer Science BS	21	0	0
	Computer Science MS	0	73	0
	Electrical & Comp Engr - BS	33	0	0
	Electrical Engineering MS	0	182	0
	Information Technology BIT	14	0	0
	Comp Sci & Elect Engr Totals	73	255	0
School of Computing & Engineer Totals	124	274	3	




Comprehensive Degree Completions Report

Academic Year 2015

[Return to Contents](#)

School of Dentistry

		Bachelors	Masters	Graduate Certificate	Doctoral - Professional
Adv Educ in General Dentistry	Ct in Ad. Ed.in Gen Dent	0	0	7	0
	Adv Educ in General Dentistry Totals	0	0	7	0
Dental Hygiene	Dental Hygiene BSDH	34	0	0	0
	Dental Hygiene Education MS	0	4	0	0
	Dental Hygiene Totals	34	4	0	0
Endodontics	Ct in Endodontics	0	0	2	0
	Endodontics Totals	0	0	2	0
Oral and Craniofacial Sciences	Oral & Craniofacial Sciences	0	3	0	0
	Oral and Craniofacial Sciences Totals	0	3	0	0
Oral Pathology, Radiology & Me	Oral Maxillofacial Surg Gr Ct	0	0	3	0
	Oral Pathology, Radiology & Me Totals	0	0	3	0
Ortho &Dentofacial Orthopedics	Ct in Orthot/Dentofac Ortho	0	0	3	0
	Ortho &Dentofacial Orthopedics Totals	0	0	3	0
Periodontics	Ct in Periodontics	0	0	2	0
	Periodontics Totals	0	0	2	0
Restorative Clinical Sciences	Dentistry DDS	0	0	0	104
	Restorative Clinical Sciences Totals	0	0	0	104
School of Dentistry Totals		34	7	17	104




Comprehensive Degree Completions Report

Academic Year 2015

[Return to Contents](#)

School of Education

		Bachelors	Masters	Graduate Certificate	Educational Specialist	Doctoral - Research/Scholarship
Art & Art History	Secondary Education BA	1	0	0	0	0
	Art & Art History Totals	1	0	0	0	0
Counsel and EducPsychology	Counseling & Guidance EDSP	0	0	0	3	0
	Counseling & Guidance MA	0	40	0	0	0
	Counseling Psychology PhD	0	0	0	0	5
	Health Professions Educ CT	0	0	1	0	0
	Counsel and EducPsychology Totals	0	40	1	3	5
Curriculum and Instruct Ldrshp	Culturally Resp Pedagogy CT	0	0	2	0	0
	Curriculum & Instruction EDSP	0	0	0	1	0
	Curriculum & Instruction MA	0	70	0	0	0
	Early Childhood Education BA	8	0	0	0	0
	Elementary Education BA	19	0	0	0	0
	Language and Literacy EdSp	0	0	0	6	0
	Language and Literacy MA	0	2	0	0	0
	Middle School Education BA	17	0	0	0	0
	Reading Education EDSP	0	0	0	1	0
	Reading Education MA	0	4	0	0	0
	Secondary Education BA	42	0	0	0	0
	Special Education MA	0	11	0	0	0
	Curriculum and Instruct Ldrshp Totals	86	87	2	8	0
Educ Ldr & Policy Fnd	Community College Ldrshp CT	0	0	1	0	0
	Education EdD	0	0	0	0	6
	Educational Administration EDS	0	0	0	15	0
	Educational Administration MA	0	48	0	0	0
	Educ Ldr & Policy Fnd Totals	0	48	1	15	6
School of Education Totals		87	175	4	26	11




Comprehensive Degree Completions Report

Academic Year 2015

[Return to Contents](#)

School of Graduate Studies

		Graduate Certificate	Doctoral - Research/Scholarship
Graduate Studies	College Tch & Career Prep - CT	3	0
	Interdisciplinary Studies PhD	0	47
	Intrdsc Ldrshp Disable Stdy Ct	2	0
	Graduate Studies Totals	5	47
School of Graduate Studies Totals		5	47




Comprehensive Degree Completions Report

Academic Year 2015

[Return to Contents](#)

School of Law

		Masters	Doctoral - Professional
Law General	Law JD	0	141
	Law LLM	16	0
	Taxation LLM	13	0
	Law General Totals	29	141
School of Law Totals		29	141




Comprehensive Degree Completions Report

Academic Year 2015

[Return to Contents](#)

School of Medicine

		Masters	Graduate Certificate	Doctoral - Professional
Anesthesia Program	Anesthesia- MS	13	0	0
	Anesthesia Program Totals	13	0	0
Biomedical/Health Informatics	Bioinformatics - MS	9	0	0
	Clinical Research Certificate	0	6	0
	Biomedical/Health Informatics Totals	9	6	0
Medicine - General	Medicine-Md MD	0	0	119
	Medicine - General Totals	0	0	119
School of Medicine Totals		22	6	119




Comprehensive Degree Completions Report

Academic Year 2015

[Return to Contents](#)

School of Nursing & Health St

		Bachelors	Masters	Doctoral - Research/Scholarship
Nursing General	Health Sciences - BHS	63	0	0
	Nursing BSN	197	0	0
	Nursing MSN	0	116	0
	Nursing PhD	0	0	11
	Nursing Practice - DNP	0	0	12
	Nursing General Totals	260	116	23
School of Nursing & Health St Totals		260	116	23




Comprehensive Degree Completions Report

Academic Year 2015

[Return to Contents](#)

School of Nursing & Health St

		Bachelors	Masters	Doctoral - Research/Scholarship
Nursing General	Health Sciences - BHS	63	0	0
	Nursing BSN	197	0	0
	Nursing MSN	0	116	0
	Nursing PhD	0	0	11
	Nursing Practice - DNP	0	0	12
	Nursing General Totals	260	116	23
School of Nursing & Health St Totals		260	116	23



Comprehensive Degree Completions Report

Academic Year 2015

[Return to Contents](#)

School of Pharmacy

		Doctoral - Professional
Pharmacy - General	PHARM-DP	125
Pharmacy - General Totals		125
School of Pharmacy Totals		125