




Comprehensive Degree Completions Report

Academic Year 2018


Prepared by the UMKC Data Warehouse
5100 Rockhill Road
Kansas City, MO 64110
focusroom@umkc.edu



Comprehensive Degree Completions Report

Academic Year 2018

Definitions	3
University Totals	4
Bloch School of Management Degree Counts	5
College of Arts & Sciences Degree Counts	6
Conservatory of Music & Dance Degree Counts	10
School of Biological Sciences Degree Counts	12
Bloch School of Management Degree Counts	13
School of Computing & Engineer Degree Counts	14
School of Dentistry Degree Counts	15
School of Education Degree Counts	16
School of Graduate Studies Degree Counts	18
School of Law Degree Counts	19
School of Medicine Degree Counts	20
School of Nursing & Health St Degree Counts	21
School of Nursing & Health St Degree Counts	22
School of Pharmacy Degree Counts	23
Vice Chan for Acad Affairs Degree Counts	24



Comprehensive Degree Completions Report

Academic Year 2018

Definitions

In an effort to provide finer breakdowns and groupings, the Office of Institutional Research, Assessment, and Planning is providing the following additional definitions to report users so that they may better utilize the report.

Academic Group

The Academic Group is college or school within the University. Example: College of Arts & Sciences

Academic Organization

An academic organization is a subunit of an academic group; typically a department within a school or college. Example: Public Affairs Department in the Henry W Bloch School of Business and Public Administration.

Academic Career

An academic career is the grouping of academic work within a level of study. This also refers to a grouping of all academic work undertaken by a student that is grouped into a single student record (transcript). The academic careers used at UMKC are Undergraduate, Graduate, Dental, Medical, Pharmacy, and Law. Many times, the last four careers will be summarized as "Professional."

Academic Plan

The Academic Plan is the degree program the student has chosen to study. This also includes all non-degree seekers who will not receive a degree for their coursework, although the coursework will be given credit and accounted for on the student's transcript.

Primary Degree

A student primary degree determines where a student will be counted. Students seeking more than one degree will be counted in the academic plan that has been designated as their primary degree.

Unknown (Gender)

Students who have declined to specify a gender.

Masters (Academic Level)

An award that requires the successful completion of a program of study of at least the full-time equivalent of 1 but not more than 2 academic years of work beyond the bachelor's degree. These counts also include all Graduate Certificates as well.

Doctoral - Research (Academic Level)


A Ph.D. or other doctor's degree that requires advanced work beyond the master's level, including the preparation and defense of a dissertation based on original research, or the planning and execution of an original project demonstrating substantial artistic or scholarly achievement. Some examples of this type of degree may include Ed.D., D.M.A., D.B.A., D.Sc., D.A., or D.M., and others, as designated by the awarding institution. Abbreviation - DOC - RSRCH

Doctoral - Professional (Academic Level)

A doctor's degree that is conferred upon completion of a program providing the knowledge and skills for the recognition, credential, or license required for professional practice. The degree is awarded after a period of study such that the total time to the degree, including both pre-professional and professional preparation, equals at least six full-time equivalent academic years. Some of these degrees were formerly classified as "first-professional" and may include: Chiropractic (D.C. or D.C.M.); Dentistry (D.D.S. or D.M.D.); Law (L.L.B. or J.D.); Medicine (M.D.); Optometry (O.D.); Osteopathic Medicine (D.O.); Pharmacy (Pharm.D.); Podiatry (D.P.M., Pod.D., D.P.); or, Veterinary Medicine (D.V.M.), and others, as designated by the awarding institution. Abbreviation - DOC - PROF.

Asian Underrepresented (Ethnicity)

Students in this category self identify as Asian but are not from one of the major ethnic sub-populations of Chinese, Filipino, Japanese, Korean, Asian Indian or Thai.




Comprehensive Degree Completions Report

Academic Year 2018

[Return to Contents](#)

	Undergraduate Certificate	Bachelors	Masters	Graduate Certificate	Educational Specialist	Doctoral - Research/Scholarship	Doctoral - Professional	Total
Non Res International	0	64	330	4	0	27	9	434
Asian	0	108	13	5	1	3	57	187
Hispanic/Latino	1	149	28	1	2	3	24	208
White	16	1049	490	32	8	69	325	1989
Not Specified	0	69	36	3	0	7	22	137
Asian (underrepresented)	0	32	2	0	0	0	13	47
Multiple Race/Ethnicity	1	62	6	1	1	0	17	88
American Indian/Alaska Native	2	7	2	0	0	2	2	15
Black/African American	4	212	55	8	6	3	21	309
Native Hawaiian or Other Pacific Islander	0	1	0	0	0	0	1	2
Total by Ethnicity	24	1753	962	54	18	114	491	3416
Female	14	1000	475	30	14	64	246	1843
Male	10	753	487	24	4	50	245	1573
Total by Gender	24	1753	962	54	18	114	491	3416




Comprehensive Degree Completions Report

Academic Year 2018

[Return to Contents](#)

Bloch School of Management

		Bachelors	Masters	Graduate Certificate	Doctoral - Research/Scholarship
Accountancy	Accounting BS	53	0	0	0
	Accounting MS	0	43	0	0
	Accountancy Totals	53	43	0	0
Business Administration	Business Administration BBA	268	0	0	0
	Business Administration MBA	0	103	0	0
	Business Administration Totals	268	103	0	0
Cookingham Institute	Nonprofit Mgmt and Innov - CT	0	0	4	0
	Public Administration MPA	0	29	0	0
	Cookingham Institute Totals	0	29	4	0
Finance	Finance - MS	0	17	0	0
	Finance Totals	0	17	0	0
Global Entrepreneurship	Entrepreneurship & Innov - PhD	0	0	0	1
	Global Entrepreneurship Totals	0	0	0	1
Lewis White Real Estate Center	Entrep Real Estate - MERE	0	9	0	0
	Entrepreneurial Real Estate MS	0	3	0	0
	Lewis White Real Estate Center Totals	0	12	0	0
Bloch School of Management Totals		321	204	4	1




Comprehensive Degree Completions Report

Academic Year 2018

[Return to Contents](#)

College of Arts & Sciences

		Bachelors	Masters	Graduate Certificate	Undergraduate Certificate	Doctoral - Research/Scholarship
Archit & Urban Plan & Design	Urban Planning & Design- BA	6	0	0	0	0
	Urban Studies BA	3	0	0	0	0
	Archit & Urban Plan & Design Totals	9	0	0	0	0
Art & Art History	Art History MA	0	7	0	0	0
	Studio Art BA	25	0	0	0	0
	Art & Art History Totals	25	7	0	0	0
Biology Instructional	Environmental Science BS	1	0	0	0	0
	Psychology BA	1	0	0	0	0
	Biology Instructional Totals	2	0	0	0	0
Chemistry	Chemistry BA	71	0	0	0	0
	Chemistry BS	15	0	0	0	0
	Chemistry MS	0	2	0	0	0
	Psychology BA	1	0	0	0	0
	Chemistry Totals	87	2	0	0	0
Communications Studies	Art History BA	1	0	0	0	0
	Communication Studies BA	87	0	0	0	0
	Languages and Literatures BA	1	0	0	0	0
	Political Science BA	2	0	0	0	0
	Communications Studies Totals	91	0	0	0	0
Criminal Justice & Criminology	Crim Justice & Criminology BA	35	0	0	0	0
	Crim Justice & Criminology-MS	0	11	0	0	0
	Psychology BA	4	0	0	0	0
	Criminal Justice & Criminology Totals	39	11	0	0	0
Economics	Economics BA	29	0	0	0	0
	Economics MA	0	21	0	0	0
	Economics Totals	29	21	0	0	0
English Language & Literature	Communication Studies BA	1	0	0	0	0




Comprehensive Degree Completions Report

Academic Year 2018

[Return to Contents](#)

College of Arts & Sciences

		Bachelors	Masters	Graduate Certificate	Undergraduate Certificate	Doctoral - Research/Scholarship
English Language & Literature	Creative Wri & Media Arts -MFA	0	12	0	0	0
	English BA	46	0	0	0	0
	English MA	0	4	0	0	0
	Languages and Literatures BA	1	0	0	0	0
	English Language & Literature Totals	48	16	0	0	0
Foreign Languages & Literature	Chemistry BA	1	0	0	0	0
	Communication Studies BA	2	0	0	0	0
	Crim Justice & Criminology BA	1	0	0	0	0
	English BA	1	0	0	0	0
	History BA	1	0	0	0	0
	Languages and Literatures BA	16	0	0	0	0
	Political Science BA	1	0	0	0	0
	Romance Languages & Lit - MA	0	2	0	0	0
	Spanish BA	2	0	0	0	0
	Foreign Languages & Literature Totals	25	2	0	0	0
Geosciences	Environ & Urban Geosciences MS	0	4	0	0	0
	Environmental Science BS	20	0	0	0	0
	Environmental Studies BA	3	0	0	0	0
	Geographic Info Systems - CT	0	0	2	0	0
	Geographic Info Systems CT	0	0	0	18	0
	Geography BA	1	0	0	0	0
	Geography BS	5	0	0	0	0
	Geology BS	10	0	0	0	0
	Geosciences Totals	39	4	2	18	0
History	History BA	21	0	0	0	0
	History MA	0	7	0	0	0
	Political Science BA	1	0	0	0	0




Comprehensive Degree Completions Report

Academic Year 2018

[Return to Contents](#)

College of Arts & Sciences

		Bachelors	Masters	Graduate Certificate	Undergraduate Certificate	Doctoral - Research/Scholarship
History	Sociology BA	1	0	0	0	0
	History Totals	23	7	0	0	0
KA&S - General	Black Studies CT	0	0	1	0	0
	Gerontology - CT	0	0	2	0	0
	Liberal Arts BLA	148	0	0	0	0
	Liberal Studies MA	0	5	0	0	0
	KA&S - General Totals	148	5	3	0	0
Mathematics & Statistics	Chemistry BS	1	0	0	0	0
	Mathematics & Statistics BA	4	0	0	0	0
	Mathematics & Statistics BS	22	0	0	0	0
	Mathematics MS	0	4	0	0	0
	Statistics MS	0	3	0	0	0
	Mathematics & Statistics Totals	27	7	0	0	0
Philosophy	Bioethics-CT	0	0	1	0	0
	Philosophy BA	6	0	0	0	0
	Psychology BA	2	0	0	0	0
	Sociology BA	1	0	0	0	0
	Philosophy Totals	9	0	1	0	0
Physics & Astronomy	Physics BA	1	0	0	0	0
	Physics BS	8	0	0	0	0
	Physics MS	0	6	0	0	0
	Physics & Astronomy Totals	9	6	0	0	0
Political Science	Crim Justice & Criminology BA	1	0	0	0	0
	Philosophy BA	1	0	0	0	0
	Political Science BA	28	0	0	0	0
	Political Science MA	0	1	0	0	0
	Political Science Totals	30	1	0	0	0




Comprehensive Degree Completions Report

Academic Year 2018

[Return to Contents](#)

College of Arts & Sciences

		Bachelors	Masters	Graduate Certificate	Undergraduate Certificate	Doctoral - Research/Scholarship
Psychology	Chemistry BA	2	0	0	0	0
	Economics BA	1	0	0	0	0
	Psychology BA	105	0	0	0	0
	Psychology MA	0	2	0	0	0
	Psychology PhD	0	0	0	0	4
	Psychology Totals	108	2	0	0	4
Social Work	Social Work MSW	0	69	0	0	0
	Social Work Totals	0	69	0	0	0
Sociology	Psychology BA	5	0	0	0	0
	Sociology BA	16	0	0	0	0
	Sociology Totals	21	0	0	0	0
Theatre	Theatre BA	15	0	0	0	0
	Theatre MA	0	2	0	0	0
	Theatre: Design & Tech MFA	0	14	0	0	0
	Theatre:Acting & Directing-MFA	0	8	0	0	0
	Theatre Totals	15	24	0	0	0
College of Arts & Sciences Totals		784	184	6	18	4




Comprehensive Degree Completions Report

Academic Year 2018

[Return to Contents](#)

Conservatory of Music & Dance

		Bachelors	Masters	Graduate Certificate	Doctoral - Research/Scholarship
Composition, Music Theory, Mus	Music Composition BM	4	0	0	0
	Music Composition DMA	0	0	0	4
	Music Composition MM	0	3	0	0
	Music Theory BM	1	0	0	0
	Music Theory MM	0	1	0	0
	Musicology - MM	0	4	0	0
	Composition, Music Theory, Mus Totals	5	8	0	4
Dance	Dance BFA	14	0	0	0
	Dance Totals	14	0	0	0
Instrumental Studies	Conducting DMA	0	0	0	2
	Conducting MM	0	1	0	0
	Music - Artist's Certificate	0	0	5	0
	Music BA	2	0	0	0
	Performance - BM	13	0	0	0
	Performance Ct	0	0	1	0
	Performance-DMA	0	0	0	7
	Performance-MM	0	14	0	0
	Instrumental Studies Totals	15	15	6	9
Jazz Studies	Jazz Studies - BM	1	0	0	0
	Music MA	0	6	0	0
	Jazz Studies Totals	1	6	0	0
Keyboard Studies	Music - Artist's Certificate	0	0	1	0
	Performance - BM	1	0	0	0
	Performance-DMA	0	0	0	3
	Performance-MM	0	4	0	0
	Keyboard Studies Totals	1	4	1	3
Music Education/Music Therapy	Music BA	2	0	0	0




Comprehensive Degree Completions Report

Academic Year 2018

[Return to Contents](#)

Conservatory of Music & Dance

		Bachelors	Masters	Graduate Certificate	Doctoral - Research/Scholarship
Music Education/Music Therapy	Music Education BME	4	0	0	0
	Music Education MME	0	7	0	0
	Music MA	0	1	0	0
	Music Education/Music Therapy Totals	6	8	0	0
Psychology	Music BA	1	0	0	0
	Psychology Totals	1	0	0	0
Vocal Studies	Conducting DMA	0	0	0	2
	Conducting MM	0	1	0	0
	Music - Artist's Certificate	0	0	2	0
	Music BA	1	0	0	0
	Music MA	0	4	0	0
	Performance - BM	2	0	0	0
	Performance Ct	0	0	1	0
	Performance-DMA	0	0	0	2
	Performance-MM	0	5	0	0
	Vocal Studies Totals	3	10	3	4
Conservatory of Music & Dance Totals		46	51	10	20




Comprehensive Degree Completions Report

Academic Year 2018

[Return to Contents](#)

School of Biological Sciences

		Bachelors	Masters
Biology Instructional	Biology BA	34	0
	Biology BS	88	0
	Cell & Molecular Biology MS	0	6
	Biology Instructional Totals	122	6
Chemistry	Biology BA	4	0
	Chemistry Totals	4	0
English Language & Literature	Biology BA	1	0
	English Language & Literature Totals	1	0
School of Biological Sciences Totals		127	6




Comprehensive Degree Completions Report

Academic Year 2018

[Return to Contents](#)

Bloch School of Management

		Bachelors	Masters	Graduate Certificate	Doctoral - Research/Scholarship
Accountancy	Accounting BS	53	0	0	0
	Accounting MS	0	43	0	0
	Accountancy Totals	53	43	0	0
Business Administration	Business Administration BBA	268	0	0	0
	Business Administration MBA	0	103	0	0
	Business Administration Totals	268	103	0	0
Cookingham Institute	Nonprofit Mgmt and Innov - CT	0	0	4	0
	Public Administration MPA	0	29	0	0
	Cookingham Institute Totals	0	29	4	0
Finance	Finance - MS	0	17	0	0
	Finance Totals	0	17	0	0
Global Entrepreneurship	Entrepreneurship & Innov - PhD	0	0	0	1
	Global Entrepreneurship Totals	0	0	0	1
Lewis White Real Estate Center	Entrep Real Estate - MERE	0	9	0	0
	Entrepreneurial Real Estate MS	0	3	0	0
	Lewis White Real Estate Center Totals	0	12	0	0
Bloch School of Management Totals		321	204	4	1




Comprehensive Degree Completions Report

Academic Year 2018

[Return to Contents](#)

School of Computing & Engineer

		Bachelors	Masters	Graduate Certificate
Civil & Mechanical Engineering	Civil Engineering BSCIE	19	0	0
	Civil Engineering MS	0	12	0
	Engr & Const Project Mgt CT	0	0	2
	Mechanical Engineering BSME	34	0	0
	Mechanical Engineering MS	0	18	0
	Civil & Mechanical Engineering Totals	53	30	2
Comp Sci & Elect Engr	Computer Science BA	6	0	0
	Computer Science BS	44	0	0
	Computer Science MS	0	178	0
	Electrical & Comp Engr - BS	50	0	0
	Electrical Engineering MS	0	99	0
	Information Technology BIT	11	0	0
	Comp Sci & Elect Engr Totals	111	277	0
School of Computing & Engineer Totals		164	307	2




Comprehensive Degree Completions Report

Academic Year 2018

[Return to Contents](#)

School of Dentistry

		Bachelors	Masters	Graduate Certificate	Doctoral - Professional
Adv Educ in General Dentistry	Ct in Ad. Ed.in Gen Dent	0	0	5	0
	Adv Educ in General Dentistry Totals	0	0	5	0
Dental Hygiene	Dental Hygiene BSDH	33	0	0	0
	Dental Hygiene Education MS	0	5	0	0
	Dental Hygiene Totals	33	5	0	0
Endodontics	Ct in Endodontics	0	0	2	0
	Endodontics Totals	0	0	2	0
Oral and Craniofacial Sciences	Oral & Craniofacial Sciences	0	5	0	0
	Oral and Craniofacial Sciences Totals	0	5	0	0
Ortho &Dentofacial Orthopedics	Ct in Orthot/Dentofac Ortho	0	0	3	0
	Ortho &Dentofacial Orthopedics Totals	0	0	3	0
Periodontics	Ct in Periodontics	0	0	2	0
	Periodontics Totals	0	0	2	0
Restorative Clinical Sciences	Dentistry DDS	0	0	0	114
	Restorative Clinical Sciences Totals	0	0	0	114
School of Dentistry Totals		33	10	12	114




Comprehensive Degree Completions Report

Academic Year 2018

[Return to Contents](#)

School of Education

		Bachelors	Masters	Graduate Certificate	Educational Specialist	Doctoral - Research/Scholarship
Chemistry	Elementary Education BA	1	0	0	0	0
	Chemistry Totals	1	0	0	0	0
Counsel and EducPsychology	Counseling - MA	0	3	0	0	0
	Counseling & Guidance EDSP	0	0	0	2	0
	Counseling & Guidance MA	0	26	0	0	0
	Counseling Psychology PhD	0	0	0	0	4
	Counsel and EducPsychology Totals	0	29	0	2	4
Educ Ldr & Policy Fnd	Education EdD	0	0	0	0	7
	Educational Administration EDS	0	0	0	11	0
	Educational Administration MA	0	20	0	0	0
	Educational Foundations CT	0	0	1	0	0
	Educ Ldr & Policy Fnd Totals	0	20	1	11	7
English Language & Literature	Secondary Education BA	1	0	0	0	0
	English Language & Literature Totals	1	0	0	0	0
History	Secondary Education BA	1	0	0	0	0
	History Totals	1	0	0	0	0
Mathematics & Statistics	Secondary Education BA	1	0	0	0	0
	Mathematics & Statistics Totals	1	0	0	0	0
Teach Educ and Curric Studies	Culturally Resp Pedagogy CT	0	0	1	0	0
	Curriculum & Instruction EDSP	0	0	0	1	0
	Curriculum & Instruction MA	0	27	0	0	0
	Early Childhood Education BA	3	0	0	0	0
	Elementary Education BA	17	0	0	0	0
	Language and Literacy EdSp	0	0	0	4	0
	Language and Literacy MA	0	8	0	0	0
	Middle School Education BA	7	0	0	0	0
	Secondary Education BA	9	0	0	0	0




Comprehensive Degree Completions Report

Academic Year 2018

[Return to Contents](#)

School of Education

		Bachelors	Masters	Graduate Certificate	Educational Specialist	Doctoral - Research/Scholarship
Teach Educ and Curric Studies	Special Education MA	0	1	0	0	0
	Teach Educ and Curric Studies Totals	36	36	1	5	0
School of Education Totals		40	85	2	18	11




Comprehensive Degree Completions Report

Academic Year 2018

[Return to Contents](#)

School of Graduate Studies

		Graduate Certificate	Doctoral - Research/Scholarship
Graduate Studies	College Tch & Career Prep - CT	10	0
	Interdisciplinary Studies PhD	0	39
	Intrdsc Ldrshp Disable Stdy Ct	3	0
	Graduate Studies Totals	13	39
School of Graduate Studies Totals		13	39




Comprehensive Degree Completions Report

Academic Year 2018

[Return to Contents](#)

School of Law

		Masters	Doctoral - Professional
Law General	Law JD	0	131
	Law LLM	1	0
	Master of Laws in Lawyering	16	0
	Taxation LLM	4	0
	Urban Affairs LLM	1	0
	Law General Totals	22	131
School of Law Totals		22	131




Comprehensive Degree Completions Report

Academic Year 2018

[Return to Contents](#)

School of Medicine

		Masters	Graduate Certificate	Doctoral - Professional
Anesthesia Program	Anesthesia- MS	12	0	0
	Anesthesia Program Totals	12	0	0
Biomedical/Health Informatics	Bioinformatics - MS	8	0	0
	Clinical Research Certificate	0	1	0
	Biomedical/Health Informatics Totals	8	1	0
Medicine - General	Health Professions Educ CT	0	2	0
	Master of Health Prof Educ	4	0	0
	Medicine-Md MD	0	0	110
	Physician Assistant - MMS	17	0	0
	Medicine - General Totals	21	2	110
School of Medicine Totals		41	3	110




Comprehensive Degree Completions Report

Academic Year 2018

[Return to Contents](#)

School of Nursing & Health St

		Bachelors	Masters	Graduate Certificate	Doctoral - Research/Scholarship
Nursing General	Health Sciences - BHS	103	0	0	0
	Nursing BSN	135	0	0	0
	Nursing MSN	0	52	0	0
	Nursing PhD	0	0	0	2
	Nursing Practice - DNP	0	0	0	37
	Psych Mental Hlth Prtnr Ct	0	0	2	0
	Nursing General Totals	238	52	2	39
School of Nursing & Health St Totals	238	52	2	39	




Comprehensive Degree Completions Report

Academic Year 2018

[Return to Contents](#)

School of Nursing & Health St

		Bachelors	Masters	Graduate Certificate	Doctoral - Research/Scholarship
Nursing General	Health Sciences - BHS	103	0	0	0
	Nursing BSN	135	0	0	0
	Nursing MSN	0	52	0	0
	Nursing PhD	0	0	0	2
	Nursing Practice - DNP	0	0	0	37
	Psych Mental Hlth Prtnr Ct	0	0	2	0
	Nursing General Totals	238	52	2	39
School of Nursing & Health St Totals	238	52	2	39	




Comprehensive Degree Completions Report

Academic Year 2018

[Return to Contents](#)

School of Pharmacy

		Doctoral - Professional
Pharmacy - General	PHARM-DP	136
Pharmacy - General Totals		136
School of Pharmacy Totals		136



Comprehensive Degree Completions Report

Academic Year 2018

[Return to Contents](#)

Vice Chan for Acad Affairs

		Undergraduate Certificate
KA&S - General	Leader, Employ & Comm Engage	6
KA&S - General Totals		6
Vice Chan for Acad Affairs Totals		6