


# Comprehensive Degree Completions Report

## Academic Year


Prepared by the UMKC Data Warehouse  
5100 Rockhill Road  
Kansas City, MO 64110  
focusroom@umkc.edu



# Comprehensive Degree Completions Report

Academic Year

Definitions .....	3
University Totals .....	4
School of Medicine Degree Counts .....	5
School of Dentistry Degree Counts .....	6
Conservatory of Music & Dance Degree Counts .....	7
School of Pharmacy Degree Counts .....	9
School of Computing & Engineer Degree Counts .....	10
School of Nursing & Health St Degree Counts .....	11
School of Biological Sciences Degree Counts .....	12
School of Education Degree Counts .....	13
School of Graduate Studies Degree Counts .....	14
Vice Chan for Acad Affairs Degree Counts .....	15
School of Law Degree Counts .....	16
College of Arts & Sciences Degree Counts .....	17
Bloch School of Management Degree Counts .....	21



# Comprehensive Degree Completions Report

## Academic Year

### Definitions

In an effort to provide finer breakdowns and groupings, the Office of Institutional Research, Assessment, and Planning is providing the following additional definitions to report users so that they may better utilize the report.

#### Academic Group

The Academic Group is college or school within the University. Example: College of Arts & Sciences

#### Academic Organization

An academic organization is a subunit of an academic group; typically a department within a school or college. Example: Public Affairs Department in the Henry W Bloch School of Business and Public Administration.

#### Academic Career

An academic career is the grouping of academic work within a level of study. This also refers to a grouping of all academic work undertaken by a student that is grouped into a single student record (transcript). The academic careers used at UMKC are Undergraduate, Graduate, Dental, Medical, Pharmacy, and Law. Many times, the last four careers will be summarized as "Professional."

#### Academic Plan

The Academic Plan is the degree program the student has chosen to study. This also includes all non-degree seekers who will not receive a degree for their coursework, although the coursework will be given credit and accounted for on the student's transcript.

#### Primary Degree

A student primary degree determines where a student will be counted. Students seeking more than one degree will be counted in the academic plan that has been designated as their primary degree.

#### Unknown (Gender)

Students who have declined to specify a gender.

#### Masters (Academic Level)

An award that requires the successful completion of a program of study of at least the full-time equivalent of 1 but not more than 2 academic years of work beyond the bachelor's degree. These counts also include all Graduate Certificates as well.

#### Doctoral - Research (Academic Level)


A Ph.D. or other doctor's degree that requires advanced work beyond the master's level, including the preparation and defense of a dissertation based on original research, or the planning and execution of an original project demonstrating substantial artistic or scholarly achievement. Some examples of this type of degree may include Ed.D., D.M.A., D.B.A., D.Sc., D.A., or D.M., and others, as designated by the awarding institution. Abbreviation - DOC - RSRCH

#### Doctoral - Professional (Academic Level)

A doctor's degree that is conferred upon completion of a program providing the knowledge and skills for the recognition, credential, or license required for professional practice. The degree is awarded after a period of study such that the total time to the degree, including both pre-professional and professional preparation, equals at least six full-time equivalent academic years. Some of these degrees were formerly classified as "first-professional" and may include: Chiropractic (D.C. or D.C.M.); Dentistry (D.D.S. or D.M.D.); Law (L.L.B. or J.D.); Medicine (M.D.); Optometry (O.D.); Osteopathic Medicine (D.O); Pharmacy (Pharm.D.); Podiatry (D.P.M., Pod.D., D.P.); or, Veterinary Medicine (D.V.M.), and others, as designated by the awarding institution. Abbreviation - DOC - PROF.

#### Asian Underrepresented (Ethnicity)

Students in this category self identify as Asian but are not from one of the major ethnic sub-populations of Chinese, Filipino, Japanese, Korean, Asian Indian or Thai.




# Comprehensive Degree Completions Report

Academic Year

[Return to Contents](#)

	Undergraduate Certificate	Bachelors	Masters	Graduate Certificate	Educational Specialist	Doctoral - Research/Scholarship	Doctoral - Professional	Total
Non Res International	0	101	219	7	0	29	8	<b>364</b>
Asian	1	151	23	3	0	3	63	<b>244</b>
Not Specified	2	79	39	3	1	15	24	<b>163</b>
Hispanic/Latino	0	149	41	2	0	3	26	<b>221</b>
White	19	1039	457	37	15	75	318	<b>1960</b>
Multiple Race/Ethnicity	0	61	17	2	1	2	15	<b>98</b>
American Indian/Alaska Native	0	6	4	0	1	0	2	<b>13</b>
Black/African American	7	190	59	10	6	8	30	<b>310</b>
Native Hawaiian or Other Pacific Islander	0	2	0	0	0	0	0	<b>2</b>
<b>Total by Ethnicity</b>	<b>29</b>	<b>1778</b>	<b>859</b>	<b>64</b>	<b>24</b>	<b>135</b>	<b>486</b>	<b>3375</b>
Female	15	1011	434	40	21	78	246	<b>1845</b>
Male	14	767	425	24	3	57	240	<b>1530</b>
<b>Total by Gender</b>	<b>29</b>	<b>1778</b>	<b>859</b>	<b>64</b>	<b>24</b>	<b>135</b>	<b>486</b>	<b>3375</b>




# Comprehensive Degree Completions Report

Academic Year

[Return to Contents](#)

## School of Medicine

		Masters	Graduate Certificate	Doctoral - Professional
Anesthesia Program	Anesthesia- MS	15	0	0
	<b>Anesthesia Program Totals</b>	<b>15</b>	<b>0</b>	<b>0</b>
Biomedical/Health Informatics	Bioinformatics - MS	8	0	0
	Clinical Research Certificate	0	2	0
	<b>Biomedical/Health Informatics Totals</b>	<b>8</b>	<b>2</b>	<b>0</b>
Medicine - General	Health Professions Educ CT	0	1	0
	Master of Health Prof Educ	2	0	0
	Medicine-Md MD	0	0	95
	Physician Assistant - MMS	20	0	0
	<b>Medicine - General Totals</b>	<b>22</b>	<b>1</b>	<b>95</b>
<b>School of Medicine Totals</b>		<b>45</b>	<b>3</b>	<b>95</b>




# Comprehensive Degree Completions Report

Academic Year

[Return to Contents](#)

## School of Dentistry

		Bachelors	Masters	Graduate Certificate	Doctoral - Professional
Adv Educ in General Dentistry	Ct in Ad. Ed.in Gen Dent	0	0	6	0
	<b>Adv Educ in General Dentistry Totals</b>	<b>0</b>	<b>0</b>	<b>6</b>	<b>0</b>
Dental Hygiene	Dental Hygiene BSDH	33	0	0	0
	<b>Dental Hygiene Totals</b>	<b>33</b>	<b>0</b>	<b>0</b>	<b>0</b>
Endodontics	Ct in Endodontics	0	0	2	0
	<b>Endodontics Totals</b>	<b>0</b>	<b>0</b>	<b>2</b>	<b>0</b>
Oral and Craniofacial Sciences	Oral & Craniofacial Sciences	0	4	0	0
	<b>Oral and Craniofacial Sciences Totals</b>	<b>0</b>	<b>4</b>	<b>0</b>	<b>0</b>
Ortho &Dentofacial Orthopedics	Ct in Orthot/Dentofac Ortho	0	0	3	0
	<b>Ortho &amp;Dentofacial Orthopedics Totals</b>	<b>0</b>	<b>0</b>	<b>3</b>	<b>0</b>
Periodontics	Ct in Periodontics	0	0	3	0
	<b>Periodontics Totals</b>	<b>0</b>	<b>0</b>	<b>3</b>	<b>0</b>
Restorative Clinical Sciences	Dentistry DDS	0	0	0	105
	<b>Restorative Clinical Sciences Totals</b>	<b>0</b>	<b>0</b>	<b>0</b>	<b>105</b>
<b>School of Dentistry Totals</b>		<b>33</b>	<b>4</b>	<b>14</b>	<b>105</b>




# Comprehensive Degree Completions Report

Academic Year

[Return to Contents](#)

## Conservatory of Music & Dance

		Bachelors	Masters	Graduate Certificate	Doctoral - Research/Scholarship
Composition, Music Theory, Mus	Music Composition BM	9	0	0	0
	Music Composition DMA	0	0	0	5
	Music Composition MM	0	3	0	0
	Music Theory BM	1	0	0	0
	Musicology - MM	0	1	0	0
	Performance - BM	1	0	0	0
	<b>Composition, Music Theory, Mus Totals</b>	<b>11</b>	<b>4</b>	<b>0</b>	<b>5</b>
Dance	Dance BFA	11	0	0	0
	<b>Dance Totals</b>	<b>11</b>	<b>0</b>	<b>0</b>	<b>0</b>
Instrumental Studies	Conducting DMA	0	0	0	4
	Music - Artist's Certificate	0	0	2	0
	Performance - BM	12	0	0	0
	Performance-DMA	0	0	0	11
	Performance-MM	0	13	0	0
	<b>Instrumental Studies Totals</b>	<b>12</b>	<b>13</b>	<b>2</b>	<b>15</b>
Jazz Studies	Jazz Studies - BM	6	0	0	0
	Music MA	0	2	0	0
	<b>Jazz Studies Totals</b>	<b>6</b>	<b>2</b>	<b>0</b>	<b>0</b>
Keyboard Studies	Music BA	1	0	0	0
	Performance-DMA	0	0	0	4
	Performance-MM	0	4	0	0
	<b>Keyboard Studies Totals</b>	<b>1</b>	<b>4</b>	<b>0</b>	<b>4</b>
Music Education/Music Therapy	Music BA	2	0	0	0
	Music Education BME	10	0	0	0
	Music Education MME	0	7	0	0
	Music MA	0	1	0	0
	<b>Music Education/Music Therapy Totals</b>	<b>12</b>	<b>8</b>	<b>0</b>	<b>0</b>



# Comprehensive Degree Completions Report


Academic Year

[Return to Contents](#)

## Conservatory of Music & Dance

		Bachelors	Masters	Graduate Certificate	Doctoral - Research/Scholarship
Psychology	Music BA	5	0	0	0
	<b>Psychology Totals</b>	<b>5</b>	<b>0</b>	<b>0</b>	<b>0</b>
Vocal Studies	Conducting DMA	0	0	0	2
	Music - Artist's Certificate	0	0	1	0
	Music BA	1	0	0	0
	Music MA	0	2	0	0
	Performance-DMA	0	0	0	2
	Performance-MM	0	9	0	0
	<b>Vocal Studies Totals</b>	<b>1</b>	<b>11</b>	<b>1</b>	<b>4</b>
<b>Conservatory of Music &amp; Dance Totals</b>		<b>59</b>	<b>42</b>	<b>3</b>	<b>28</b>






# Comprehensive Degree Completions Report

Academic Year

[Return to Contents](#)

## School of Pharmacy

		Doctoral - Professional
Pharmacy - General	PHARM-DP	149
<b>Pharmacy - General Totals</b>		<b>149</b>
<b>School of Pharmacy Totals</b>		<b>149</b>




# Comprehensive Degree Completions Report

Academic Year

[Return to Contents](#)

## School of Computing & Engineer

		Bachelors	Masters	Graduate Certificate
Civil & Mechanical Engineering	Civil Engineering BSCIE	25	0	0
	Civil Engineering MS	0	30	0
	Engr & Const Project Mgt CT	0	0	4
	Mechanical Engineering BSME	50	0	0
	Mechanical Engineering MS	0	18	0
	<b>Civil &amp; Mechanical Engineering Totals</b>	<b>75</b>	<b>48</b>	<b>4</b>
Comp Sci & Elect Engr	Computer Science BA	10	0	0
	Computer Science BS	55	0	0
	Computer Science MS	0	121	0
	Electrical & Comp Engr - BS	58	0	0
	Electrical Engineering MS	0	54	0
	Information Technology BIT	20	0	0
	<b>Comp Sci &amp; Elect Engr Totals</b>	<b>143</b>	<b>175</b>	<b>0</b>
Mathematics & Statistics	Computer Science BA	1	0	0
	<b>Mathematics &amp; Statistics Totals</b>	<b>1</b>	<b>0</b>	<b>0</b>
<b>School of Computing &amp; Engineer Totals</b>		<b>219</b>	<b>223</b>	<b>4</b>




# Comprehensive Degree Completions Report

Academic Year

[Return to Contents](#)

## School of Nursing & Health St

		Bachelors	Masters	Graduate Certificate	Doctoral - Research/Scholarship
Nursing General	Adlt Grtology Nurse Pract CT	0	0	1	0
	Family Nurse Practitioner CT	0	0	2	0
	Health Sciences - BHS	105	0	0	0
	Neonatal Nurse Practitioner CT	0	0	2	0
	Nurse Educ Post Master's Ct	0	0	1	0
	Nursing BSN	120	0	0	0
	Nursing MSN	0	49	0	0
	Nursing PhD	0	0	0	9
	Nursing Practice - DNP	0	0	0	36
	Psych Mental Hlth Prtnr Ct	0	0	10	0
	Public Health - BS	1	0	0	0
	<b>Nursing General Totals</b>	<b>226</b>	<b>49</b>	<b>16</b>	<b>45</b>
<b>School of Nursing &amp; Health St Totals</b>	<b>226</b>	<b>49</b>	<b>16</b>	<b>45</b>	




# Comprehensive Degree Completions Report

Academic Year

[Return to Contents](#)

## School of Biological Sciences

		Bachelors	Masters
Biology Instructional	Biology BA	52	0
	Biology BS	98	0
	Biology MA	0	1
	Cell & Molecular Biology MS	0	7
	<b>Biology Instructional Totals</b>	<b>150</b>	<b>8</b>
Chemistry	Biology BA	6	0
	<b>Chemistry Totals</b>	<b>6</b>	<b>0</b>
Mathematics & Statistics	Biology BS	1	0
	<b>Mathematics &amp; Statistics Totals</b>	<b>1</b>	<b>0</b>
Psychology	Biology BA	1	0
	<b>Psychology Totals</b>	<b>1</b>	<b>0</b>
<b>School of Biological Sciences Totals</b>		<b>158</b>	<b>8</b>




# Comprehensive Degree Completions Report

Academic Year

[Return to Contents](#)

## School of Education

		Bachelors	Masters	Educational Specialist	Doctoral - Research/Scholarship
Counsel and EducPsychology	Counseling - MA	0	2	0	0
	Counseling & Guidance EDSP	0	0	1	0
	Counseling & Guidance MA	0	34	0	0
	Counseling Psychology PhD	0	0	0	7
	<b>Counsel and EducPsychology Totals</b>	<b>0</b>	<b>36</b>	<b>1</b>	<b>7</b>
Educ Ldr & Policy Fnd	Education EdD	0	0	0	10
	Educational Administration EDS	0	0	17	0
	Educational Administration MA	0	22	0	0
	<b>Educ Ldr &amp; Policy Fnd Totals</b>	<b>0</b>	<b>22</b>	<b>17</b>	<b>10</b>
History	Middle School Education BA	1	0	0	0
	<b>History Totals</b>	<b>1</b>	<b>0</b>	<b>0</b>	<b>0</b>
Teach Educ and Curric Studies	Curriculum & Instruction MA	0	20	0	0
	Early Childhood Education BA	9	0	0	0
	Elementary Education BA	15	0	0	0
	Language and Literacy EdSp	0	0	6	0
	Language and Literacy MA	0	4	0	0
	Middle School Education BA	5	0	0	0
	Secondary Education BA	2	0	0	0
	Special Education MA	0	4	0	0
	Teaching-MA	0	1	0	0
<b>Teach Educ and Curric Studies Totals</b>	<b>31</b>	<b>29</b>	<b>6</b>	<b>0</b>	
<b>School of Education Totals</b>		<b>32</b>	<b>87</b>	<b>24</b>	<b>17</b>




# Comprehensive Degree Completions Report

Academic Year

[Return to Contents](#)

## School of Graduate Studies

		Graduate Certificate	Doctoral - Research/Scholarship
Graduate Studies	College Tch & Career Prep - CT	12	0
	Interdisciplinary Studies PhD	0	41
	Intrdsc Ldrshp Disable Stdy Ct	1	0
	<b>Graduate Studies Totals</b>	<b>13</b>	<b>41</b>
<b>School of Graduate Studies Totals</b>		<b>13</b>	<b>41</b>




# Comprehensive Degree Completions Report

Academic Year

[Return to Contents](#)

## Vice Chan for Acad Affairs

		Undergraduate Certificate
KA&S - General	Leader, Employ & Comm Engage	14
<b>KA&amp;S - General Totals</b>		<b>14</b>
<b>Vice Chan for Acad Affairs Totals</b>		<b>14</b>



# Comprehensive Degree Completions Report


Academic Year

[Return to Contents](#)

## School of Law

		Masters	Doctoral - Professional
Law General	Law JD	0	137
	Master of Laws in Lawyering	13	0
	Taxation LLM	2	0
	<b>Law General Totals</b>	<b>15</b>	<b>137</b>
<b>School of Law Totals</b>		<b>15</b>	<b>137</b>






# Comprehensive Degree Completions Report

Academic Year

[Return to Contents](#)

## College of Arts & Sciences

		Bachelors	Masters	Graduate Certificate	Undergraduate Certificate	Doctoral - Research/Scholarship
Archit & Urban Plan & Design	Urban Planning & Design- BA	7	0	0	0	0
	Urban Studies BA	5	0	0	0	0
	<b>Archit &amp; Urban Plan &amp; Design Totals</b>	<b>12</b>	<b>0</b>	<b>0</b>	<b>0</b>	<b>0</b>
Art & Art History	Art History BA	10	0	0	0	0
	Art History MA	0	3	0	0	0
	Studio Art BA	21	0	0	0	0
	Studio Art MA	0	2	0	0	0
	<b>Art &amp; Art History Totals</b>	<b>31</b>	<b>5</b>	<b>0</b>	<b>0</b>	<b>0</b>
Chemistry	Chemistry BA	67	0	0	0	0
	Chemistry BS	15	0	0	0	0
	Chemistry MS	0	6	0	0	0
	<b>Chemistry Totals</b>	<b>82</b>	<b>6</b>	<b>0</b>	<b>0</b>	<b>0</b>
Communications Studies	Communication Studies BA	95	0	0	0	0
	Crim Justice & Criminology BA	1	0	0	0	0
	Film and Media Arts	3	0	0	0	0
	Political Science BA	1	0	0	0	0
	Psychology BA	1	0	0	0	0
	Studio Art BA	1	0	0	0	0
	<b>Communications Studies Totals</b>	<b>102</b>	<b>0</b>	<b>0</b>	<b>0</b>	<b>0</b>
Criminal Justice & Criminology	Crim Justice & Criminology BA	46	0	0	0	0
	Crim Justice & Criminology-MS	0	15	0	0	0
	Psychology BA	6	0	0	0	0
	<b>Criminal Justice &amp; Criminology Totals</b>	<b>52</b>	<b>15</b>	<b>0</b>	<b>0</b>	<b>0</b>
Economics	Economics BA	16	0	0	0	0
	Economics MA	0	18	0	0	0
	<b>Economics Totals</b>	<b>16</b>	<b>18</b>	<b>0</b>	<b>0</b>	<b>0</b>
English Language & Literature	Creative Wri & Media Arts -MFA	0	4	0	0	0




# Comprehensive Degree Completions Report

Academic Year

[Return to Contents](#)

## College of Arts & Sciences

		Bachelors	Masters	Graduate Certificate	Undergraduate Certificate	Doctoral - Research/Scholarship
English Language & Literature	English BA	44	0	0	0	0
	English MA	0	8	0	0	0
	Philosophy BA	2	0	0	0	0
	<b>English Language &amp; Literature Totals</b>	<b>46</b>	<b>12</b>	<b>0</b>	<b>0</b>	<b>0</b>
Foreign Languages & Literature	Chemistry BA	5	0	0	0	0
	Crim Justice & Criminology BA	1	0	0	0	0
	English BA	1	0	0	0	0
	Languages and Literatures BA	14	0	0	0	0
	Political Science BA	1	0	0	0	0
	Psychology BA	1	0	0	0	0
	Romance Languages & Lit - MA	0	4	0	0	0
	Sociology BA	1	0	0	0	0
	<b>Foreign Languages &amp; Literature Totals</b>	<b>24</b>	<b>4</b>	<b>0</b>	<b>0</b>	<b>0</b>
Geosciences	Environ & Urban Geosciences MS	0	7	0	0	0
	Environmental Science BS	10	0	0	0	0
	Environmental Studies BA	8	0	0	0	0
	Geographic Info Systems - CT	0	0	6	0	0
	Geographic Info Systems CT	0	0	0	15	0
	Geography BA	1	0	0	0	0
	Geography BS	4	0	0	0	0
	Geology BA	1	0	0	0	0
	Geology BS	8	0	0	0	0
	<b>Geosciences Totals</b>	<b>32</b>	<b>7</b>	<b>6</b>	<b>15</b>	<b>0</b>
History	English BA	1	0	0	0	0
	History BA	39	0	0	0	0
	History MA	0	10	0	0	0
	Holocaust Studies-CT	0	0	1	0	0




# Comprehensive Degree Completions Report

Academic Year

[Return to Contents](#)

## College of Arts & Sciences

		Bachelors	Masters	Graduate Certificate	Undergraduate Certificate	Doctoral - Research/Scholarship
History	<b>History Totals</b>	<b>40</b>	<b>10</b>	<b>1</b>	<b>0</b>	<b>0</b>
KA&S - General	Black Studies CT	0	0	2	0	0
	Gerontology - CT	0	0	1	0	0
	Liberal Arts BLA	130	0	0	0	0
	Liberal Studies MA	0	6	0	0	0
	<b>KA&amp;S - General Totals</b>	<b>130</b>	<b>6</b>	<b>3</b>	<b>0</b>	<b>0</b>
Mathematics & Statistics	Mathematics & Statistics BS	10	0	0	0	0
	Mathematics MS	0	4	0	0	0
	Political Science BA	1	0	0	0	0
	Statistics MS	0	7	0	0	0
	<b>Mathematics &amp; Statistics Totals</b>	<b>11</b>	<b>11</b>	<b>0</b>	<b>0</b>	<b>0</b>
Philosophy	Bioethics-CT	0	0	1	0	0
	Philosophy BA	7	0	0	0	0
	<b>Philosophy Totals</b>	<b>7</b>	<b>0</b>	<b>1</b>	<b>0</b>	<b>0</b>
Physics & Astronomy	Physics BS	8	0	0	0	0
	Physics MS	0	8	0	0	0
	<b>Physics &amp; Astronomy Totals</b>	<b>8</b>	<b>8</b>	<b>0</b>	<b>0</b>	<b>0</b>
Political Science	Economics BA	1	0	0	0	0
	Philosophy BA	1	0	0	0	0
	Political Science BA	25	0	0	0	0
	Political Science MA	0	3	0	0	0
	<b>Political Science Totals</b>	<b>27</b>	<b>3</b>	<b>0</b>	<b>0</b>	<b>0</b>
Psychology	Psychology BA	78	0	0	0	0
	Psychology MA	0	4	0	0	0
	Psychology PhD	0	0	0	0	3
	<b>Psychology Totals</b>	<b>78</b>	<b>4</b>	<b>0</b>	<b>0</b>	<b>3</b>
Social Work	Social Work MSW	0	58	0	0	0




# Comprehensive Degree Completions Report

Academic Year

[Return to Contents](#)

## College of Arts & Sciences

		Bachelors	Masters	Graduate Certificate	Undergraduate Certificate	Doctoral - Research/Scholarship
Social Work	<b>Social Work Totals</b>	<b>0</b>	<b>58</b>	<b>0</b>	<b>0</b>	<b>0</b>
Sociology	Languages and Literatures BA	1	0	0	0	0
	Philosophy BA	1	0	0	0	0
	Psychology BA	4	0	0	0	0
	Sociology BA	19	0	0	0	0
	Sociology MA	0	3	0	0	0
	<b>Sociology Totals</b>	<b>25</b>	<b>3</b>	<b>0</b>	<b>0</b>	<b>0</b>
Theatre	Theatre BA	8	0	0	0	0
	Theatre MA	0	1	0	0	0
	Theatre: Design & Tech MFA	0	13	0	0	0
	Theatre:Acting & Directing-MFA	0	7	0	0	0
	<b>Theatre Totals</b>	<b>8</b>	<b>21</b>	<b>0</b>	<b>0</b>	<b>0</b>
<b>College of Arts &amp; Sciences Totals</b>		<b>731</b>	<b>191</b>	<b>11</b>	<b>15</b>	<b>3</b>



# Comprehensive Degree Completions Report

Academic Year

[Return to Contents](#)

## Bloch School of Management

		Bachelors	Masters	Doctoral - Research/Scholarship
Accountancy	Accounting BS	61	0	0
	Accounting MS	0	25	0
	<b>Accountancy Totals</b>	<b>61</b>	<b>25</b>	<b>0</b>
Business Administration	Business Administration BBA	259	0	0
	Business Administration MBA	0	125	0
	<b>Business Administration Totals</b>	<b>259</b>	<b>125</b>	<b>0</b>
Cookingham Institute	Public Administration MPA	0	20	0
	<b>Cookingham Institute Totals</b>	<b>0</b>	<b>20</b>	<b>0</b>
Finance	Finance - MS	0	16	0
	<b>Finance Totals</b>	<b>0</b>	<b>16</b>	<b>0</b>
Global Entrepreneurship	Entrepreneurship & Innov - PhD	0	0	1
	<b>Global Entrepreneurship Totals</b>	<b>0</b>	<b>0</b>	<b>1</b>
Lewis White Real Estate Center	Entrepreneurial Real Estate MS	0	9	0
	<b>Lewis White Real Estate Center Totals</b>	<b>0</b>	<b>9</b>	<b>0</b>
<b>Bloch School of Management Totals</b>		<b>320</b>	<b>195</b>	<b>1</b>