

4 Year Rates For Transfer Full-time Cohort

Creation Date: Friday, August 16, 2019 04:43:50 PM

From: : <https://reports.voluntarysystem.org>

Comparison Report

4 Year Rates For Transfer Full-time Cohort (SAM) - 2017

Your Institution

University of Missouri-Kans...

Comparison Group

- Cleveland State University
- The University of Texas at El Paso
- The University of Texas at San Anto
- University of Colorado Denver/Ansl
- University of Missouri-Kansas City
- Wichita State University

Select a variable for chart below

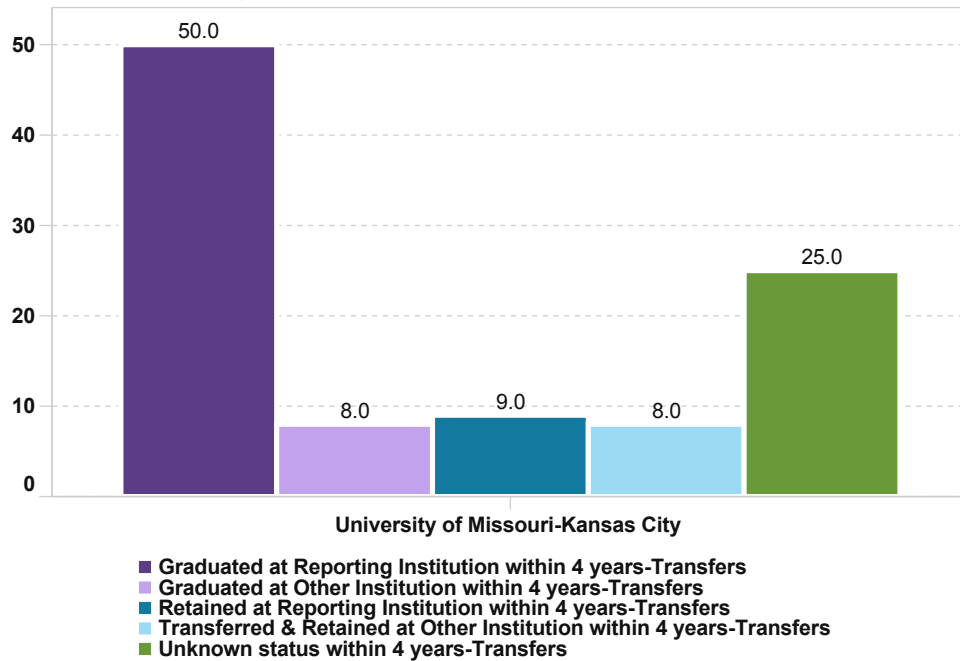
Category List

[A1.2](#)

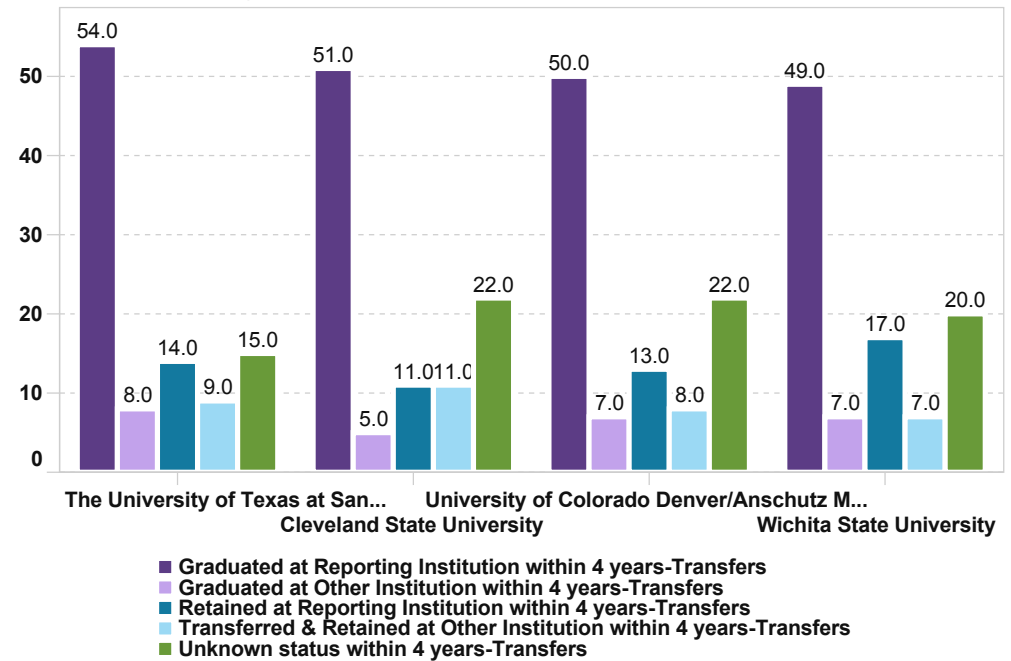
[A1.3](#)

[A1.4](#)

SAM Tracking-UMKC



SAM Tracking-Comparison Group



[A1.5](#)

[A1.6](#)

4 Year Rates For Transfer Full-time Cohort (SAM 2017 Cohort)

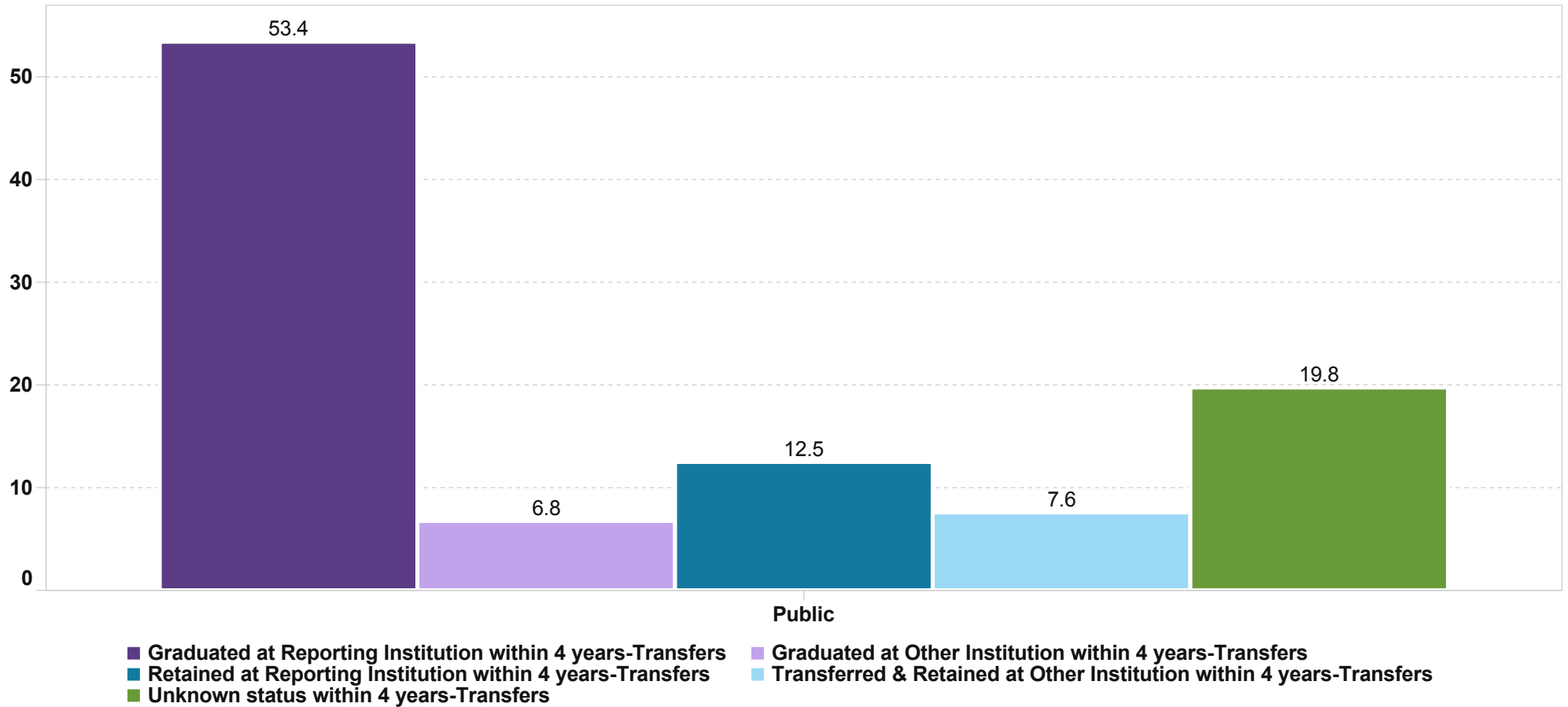
Select a variable for chart below

List of Choices

Doctoral Research -2, Public, City- Large

[A2.1](#)

SAM Cohort Tracking within 4 Years, Transfer Full-time Cohort



[A2.2](#)

Comparison Trend

4 Year Rates For Transfer Full-time Cohort, 2013-17 (SAM)

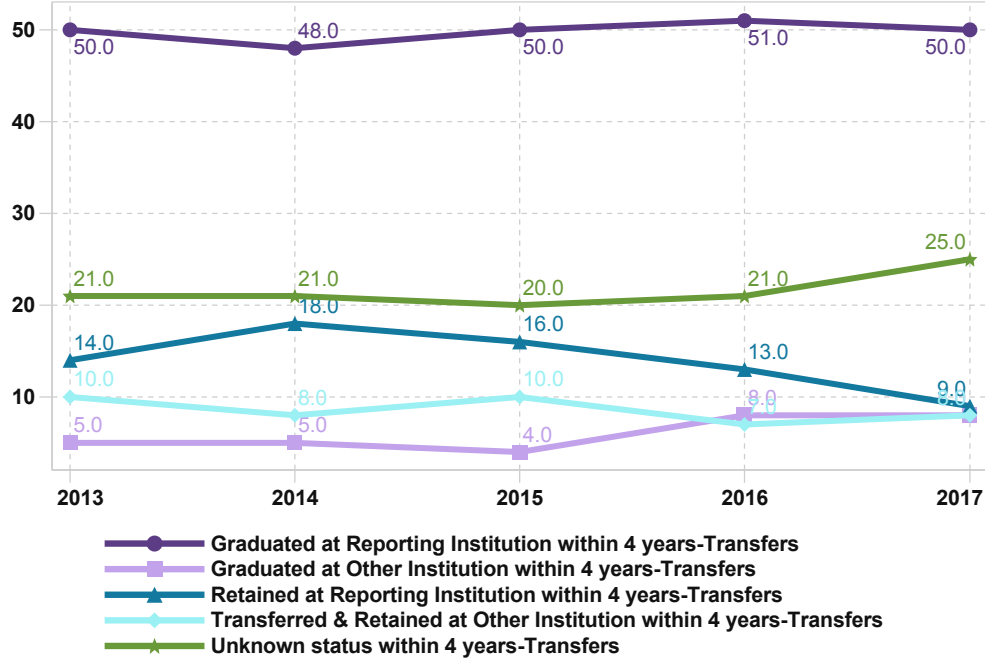
Your Institution

University of Missouri-Kansas

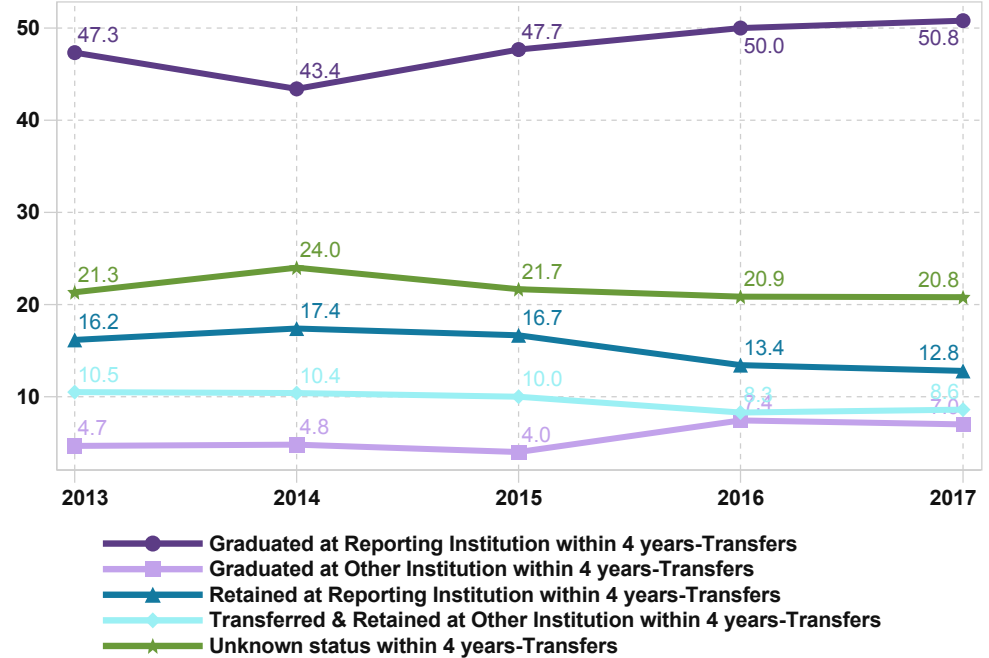
Comparison Group

- Cleveland State University
- Indiana University-Purdue University-Ind
- The University of Texas at El Paso
- The University of Texas at San Antonio
- University of Colorado Denver
- University of Colorado Denver/Anschutz
- University of Missouri-Kansas City
- University of Toledo
- Wichita State University

SAM Tracking-UMKC



SAM Tracking-Comparison



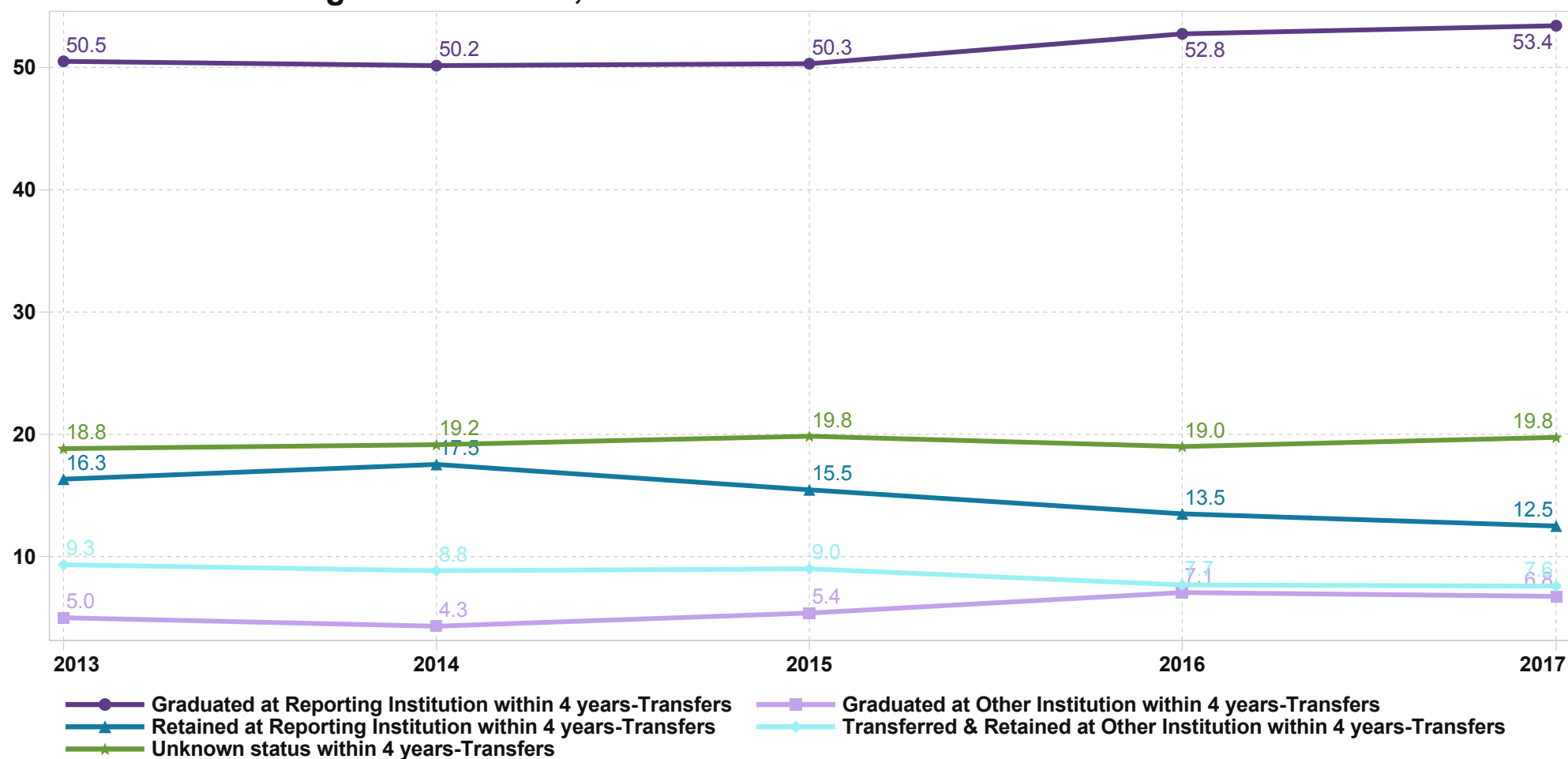
[A3.3](#)

[A3.4](#)

4 Year Rates For Transfer Full-time Cohort, 2013-17 (SAM)

Doctoral Research -2, Public, City- Large

SAM Cohort Tracking within 4 Years, Transfer Full-time Cohort





More Information About This Report

- i. The data only reflect transfer FT undergrads seeking a Bachelor's degree
- ii. The cohort is tracked for 4 years, and the status at 4 years is reflected in the chart: Graduated at the reporting institution, graduated at another institution, retained at the reporting institution, transferred and retained at another institution, or status unknown.
- iii. If no data appear in the chart, the data may not have been reported for that year or that set of institutions
- iv. Please note that the X and Y axes will vary for each chart
- v. The chart reflects the reporting year
- vi. The starting cohort began 5 years prior to the report year in the Fall
- vii. 458 institutions are reflected in this report

[You can download the data dictionary and full VSA Analytics User Guide here.](#)

For any questions on navigating the VSA system, please e-mail support@voluntarysystem.org.

[**For the full list of available reports, click here to return the VSA Report Directory.**](#)

A1.1

4 Year Rates For Transfer Full-time Cohort

Parameters

CompParameter = ""
CompTPParameter = 'Control of Institution'
Category_Choice_Parameter (2) = ""
Category_Choice_Parameter (3) = ""
SelectedChoiceParameter (2) = ""
Category_Choice_Parameter (4) = ""
Category_Choice_Parameter (5) = ""
SelectedChoiceParameter (3) = ""
Category_Choice_Parameter2 (1) = 'Control of Institution'
CompTPParameter (1) = 'Control of Institution'
Category_Choice_Parameter (6) = ""
Category_Choice_Parameter (7) = ""
SelectedChoiceParameter (4) = ""
Category_Choice_Parameter (8) = ""
Category_Choice_Parameter (9) = ""
SelectedChoiceParameter (5) = ""
SelectedChoiceParameter = ""
Category_Choice_Parameter = 'Control of Institution'
Category_Choice_Parameter (1) = ""
SelectedChoiceParameter (1) = ""
Category_Choice_Parameter2 = 'Control of Institution'
SelectedChoiceParameter2 = ""

[A1.2](#)

Your Inst Drop-Down List

Filters

(Graduated at Other Institution within 4 years-FTFT BetweenInclusive(0.0; 14.7)) AND Graduated at Other Institution within 4 years-FTFT
NotMissing
Institutional Control = 'Public'
Carnegie Collapsed = 'Doctoral - R2'
U.S. State Abbreviation In('AL'; 'CO'; 'GA'; 'IA'; 'IL'; 'IN'; 'KS'; 'KY'; 'MI'; 'MO'; 'NJ'; 'OH'; 'OK'; 'TX'; 'UT'; 'VA'; 'VI'; 'WI') Campus
Setting = 'City: Large'
Year = 2017

[A1.3](#)

Comp Group List

Filters

(Graduated at Other Institution within 4 years-FTFT BetweenInclusive(0.0; 14.7)) AND Graduated at Other Institution within 4 years-FTFT
NotMissing
Institutional Control = 'Public'
%)
Carnegie Collapsed = 'Doctoral - R2' U.S. State Abbreviation In('AL'; 'CO'; 'GA'; 'IA'; 'IL'; 'IN'; 'KS'; 'KY'; 'MI'; 'MO'; 'NJ'; 'OH'; 'OK';
'TX'; 'UT'; 'VA'; 'VI'; 'WI') Campus Setting = 'City: Large'
Year = 2017

[A1.4](#)

Category Choice Drop-Down List

Filters

(Category List In('Control of Institution'; 'Institution Name'; 'Sector of Institution'; 'Total Enrollment')) OR Category List
Missing Institutional Control = 'Public'
Carnegie Collapsed = 'Doctoral - R2'
U.S. State Abbreviation In('AL'; 'CO'; 'GA'; 'IA'; 'IL'; 'IN'; 'KS'; 'KY'; 'MI'; 'MO'; 'NJ'; 'OH'; 'OK'; 'TX'; 'UT'; 'VA'; 'VI'; 'WI')
Campus Setting = 'City: Large'
Year = 2017

[A1.5](#)

SAM 4yr Bar Chart Yours (1)

Filters

(Sector of institution In('Private not-for-profit, 4-year or above'; 'Public, 4-year or above')) OR Sector of institution Missing
Institutional Control = 'Public'
Institution Name = 'University of Missouri-Kansas City'
Carnegie Collapsed = 'Doctoral - R2'
U.S. State Abbreviation In('AL'; 'CO'; 'GA'; 'IA'; 'IL'; 'IN'; 'KS'; 'KY'; 'MI'; 'MO'; 'NJ'; 'OH'; 'OK'; 'TX'; 'UT'; 'VA'; 'VI'; 'WI')
Campus Setting = 'City: Large'
Year = 2017

[A1.6](#)

SAM 4yr Bar Chart Comp (1)

Filters

(Sector of institution In('Private not-for-profit, 4-year or above'; 'Public, 4-year or above')) OR Sector of institution Missing
Institutional Control = 'Public'
Institution Name In('Cleveland State University'; 'The University of Texas at San Antonio'; 'University of Colorado Denver/Anschutz Medical Campus'; 'Wichita State University')
Carnegie Collapsed = 'Doctoral - R2'
U.S. State Abbreviation In('AL'; 'CO'; 'GA'; 'IA'; 'IL'; 'IN'; 'KS'; 'KY'; 'MI'; 'MO'; 'NJ'; 'OH'; 'OK'; 'TX'; 'UT'; 'VA'; 'VI'; 'WI')
Campus Setting = 'City: Large'
Year = 2017

[A2.1](#)

User Choice Drop-Down List

Filters (List of Choices In('Control of Institution'; 'Sector of Institution'; 'Total Enrollment')) OR List of Choices Missing
Carnegie Collapsed = 'Doctoral - R2'
Institutional Control = 'Public'
Campus Setting = 'City: Large'
Year = 2017

[A2.2](#)

Grad Rate R/E Bar Chart (1)

Filters (Sector of institution In('Private not-for-profit, 4-year or above'; 'Public, 4-year or above')) OR Sector of institution Missing
Graduated at Reporting Institution within 4 years-Transfers NotMissing
Carnegie Collapsed = 'Doctoral - R2'
Institutional Control = 'Public'
Campus Setting = 'City: Large'
Year = 2017

[A3.1](#)

Your Inst Drop-Down List (1)

Filters

(Graduated at Reporting Institution within 4 years-FTFT BetweenInclusive(MIN; MAX)) AND Graduated at Reporting Institution within 4 years-FTFT NotMissing
Carnegie Collapsed = 'Doctoral - R2'
Institutional Control = 'Public'
U.S. State Abbreviation In('AL'; 'CO'; 'FL'; 'GA'; 'IA'; 'IL'; 'IN'; 'KS'; 'KY'; 'MI'; 'MO'; 'NE'; 'NJ'; 'OH'; 'OK'; 'TX'; 'UT'; 'VA'; 'VI'; 'WI')
Campus Setting = 'City: Large'

[A3.2](#)

Comp Group List (1)

Filters

(Graduated at Reporting Institution within 4 years-FTFT BetweenInclusive(MIN; MAX)) AND Graduated at Reporting Institution within 4 years-FTFT NotMissing
Carnegie Collapsed = 'Doctoral - R2'
Institutional Control = 'Public'
U.S. State Abbreviation In('AL'; 'CO'; 'FL'; 'GA'; 'IA'; 'IL'; 'IN'; 'KS'; 'KY'; 'MI'; 'MO'; 'NE'; 'NJ'; 'OH'; 'OK'; 'TX'; 'UT'; 'VA'; 'VI'; 'WI')
Campus Setting = 'City: Large'

[A3.3](#)

Time Series Plot Home

Filters

(Year BetweenInclusive(October 3, 2012 08:53:57 PM; April 25, 2017 11:46:40 PM)) OR Year Missing
Carnegie Collapsed = 'Doctoral - R2'
Institutional Control = 'Public'
U.S. State Abbreviation In('AL'; 'CO'; 'FL'; 'GA'; 'IA'; 'IL'; 'IN'; 'KS'; 'KY'; 'MI'; 'MO'; 'NE'; 'NJ'; 'OH'; 'OK'; 'TX'; 'UT'; 'VA'; 'VI';
'WI')
Campus Setting = 'City: Large'
Institution Name = 'University of Missouri-Kansas City'

[A3.4](#)

Time Series Plot Comp

Filters

(Year BetweenInclusive(January 29, 2012 11:48:22 PM; April 25, 2017 11:46:40 PM)) OR Year Missing
Carnegie Collapsed = 'Doctoral - R2'
Institutional Control = 'Public'
U.S. State Abbreviation In('AL'; 'CO'; 'FL'; 'GA'; 'IA'; 'IL'; 'IN'; 'KS'; 'KY'; 'MI'; 'MO'; 'NE'; 'NJ'; 'OH'; 'OK'; 'TX'; 'UT'; 'VA'; 'VI'; 'WI')
Campus Setting = 'City: Large'
Institution Name In('Cleveland State University'; 'Indiana University-Purdue University-Indianapolis'; 'The University of Texas at San
Antonio'; 'University of Colorado Denver/Anschutz Medical Campus'; 'University of Missouri-Kansas City'; 'University of Toledo';
'Wichita State University')

Filters

(Year BetweenInclusive(May 15, 2012 10:16:21 AM; April 25, 2017 11:46:40 PM)) OR Year Missing
Carnegie Collapsed = 'Doctoral - R2'
Institutional Control = 'Public'
Campus Setting = 'City: Large'