

GRADUATION SURVEY 2018

Each year the UMKC Office of Institutional Research conducts a survey of seniors preparing to graduate. Results of this survey provide valuable insights into the effectiveness of UMKC's curricular and co-curricular programs and support effective institutional decision-making.

TABLE OF CONTENTS

INTRODUCTION	2
SUMMARY OF FINDINGS	3
GENERAL EDUCATION ASSESSMENT	4
HIGH IMPACT EXPERIENCES	6
STUDENT SATISFACTION AT UMKC	7
POST-GRADUATION DESTINATION	8
CONCLUSIONS	9
APPENDIX A: TABLES	10
<i>Table 1: Student Characteristics</i>	11
<i>Table 2: Goals for College Experience</i>	12
<i>Table 3: High Impact Experiences</i>	13
<i>Table 4: Internship/Practicum Experience Detail</i>	14
<i>Table 5: Evaluation of UMKC</i>	15
<i>Table 6: Satisfaction with UMKC Services and Programs</i>	16
<i>Table 7: Destination for Undergraduate Degree Recipients at Six Months Out</i>	18
APPENDIX B: GRADUATION SURVEY AY 2018	19

INTRODUCTION

Each year the University of Missouri – Kansas City conducts a survey of graduating senior students regarding their experiences at the university. The results of this survey provide valuable insights into the effectiveness of UMKC’s curricular and co-curricular programs and assist the university in preparing to meet the needs of future students.

Methodology

Students applying to graduate in Fall 2017 or Spring 2018 received an electronic survey and a hold on transcript requests and diploma distribution, pending completion of the survey. Of the 1,542 baccalaureate graduates surveyed in Fall 2017 and Spring 2018, 1,359 completed the Graduation Survey for a response rate of 88.1%. See Table 1 in Appendix A for respondent characteristics. Refer to Appendix B for the survey items.

Findings

A summary of the survey findings are detailed in the following sections. Tables outlining the results of the Graduation Survey are located in Appendix A.

The Graduation Survey 2018 Report may also be referenced at:

<http://data.umkc.edu/reports/>

Comments or questions regarding this report should be directed to:

Amy Prettejohn

Office of Institutional Research

prettejohna@umkc.edu

Note: Survey collection method and questionnaire items were updated for Fall 2017. Due to this change, and lack of consistent data collection across the entire academic year, Summer 2017 has been excluded from the analysis (with the exception of the post-graduation destination analysis).

SUMMARY OF FINDINGS

General Education Assessment

- Roughly 90% agreed that UMKC had helped them improve their critical thinking skills, expand their understanding of different people and ideas, improve their written communication skills, and increase their overall ability to make cross-curricular connections.

High Impact Educational Experiences

- A majority (approximately 91%) of students who engaged in volunteering, internship/practicum, and/or a job related to their degree agreed that these experiences enriched their undergraduate experience.

Overall Experience at UMKC

- 75% of respondents rated their overall experience at UMKC as either good or excellent and approximately 80% would recommend UMKC to friends or family.
- Approximately half of the respondents indicated UMKC was not their first choice when they decided to attend college; however, 77% noted they would choose UMKC again.

Satisfaction with UMKC Services and Programs

- Academic related services: Most respondents indicated they were satisfied with the availability of faculty, the admissions process, and the content of courses. Approximately 34% of students were dissatisfied with the availability of courses, 28% were dissatisfied with career preparation, and about 24% were dissatisfied with academic advising services.
- Non-academic related services: A strong majority (80% or higher) indicated that they were satisfied with the Miller Nichols library, the Bookstore, availability of computer services, personal safety on campus, Swinney Recreation Center, Career Services, the registration process, and athletic facilities. Conversely, approximately one-quarter reported dissatisfaction with the financial aid and cashier's office, and about 40% indicated dissatisfaction with parking services. Between 30-40% of students reported no experience with Swinney Recreation Center, Career Services & Roo Career Network, and Athletic Facilities.

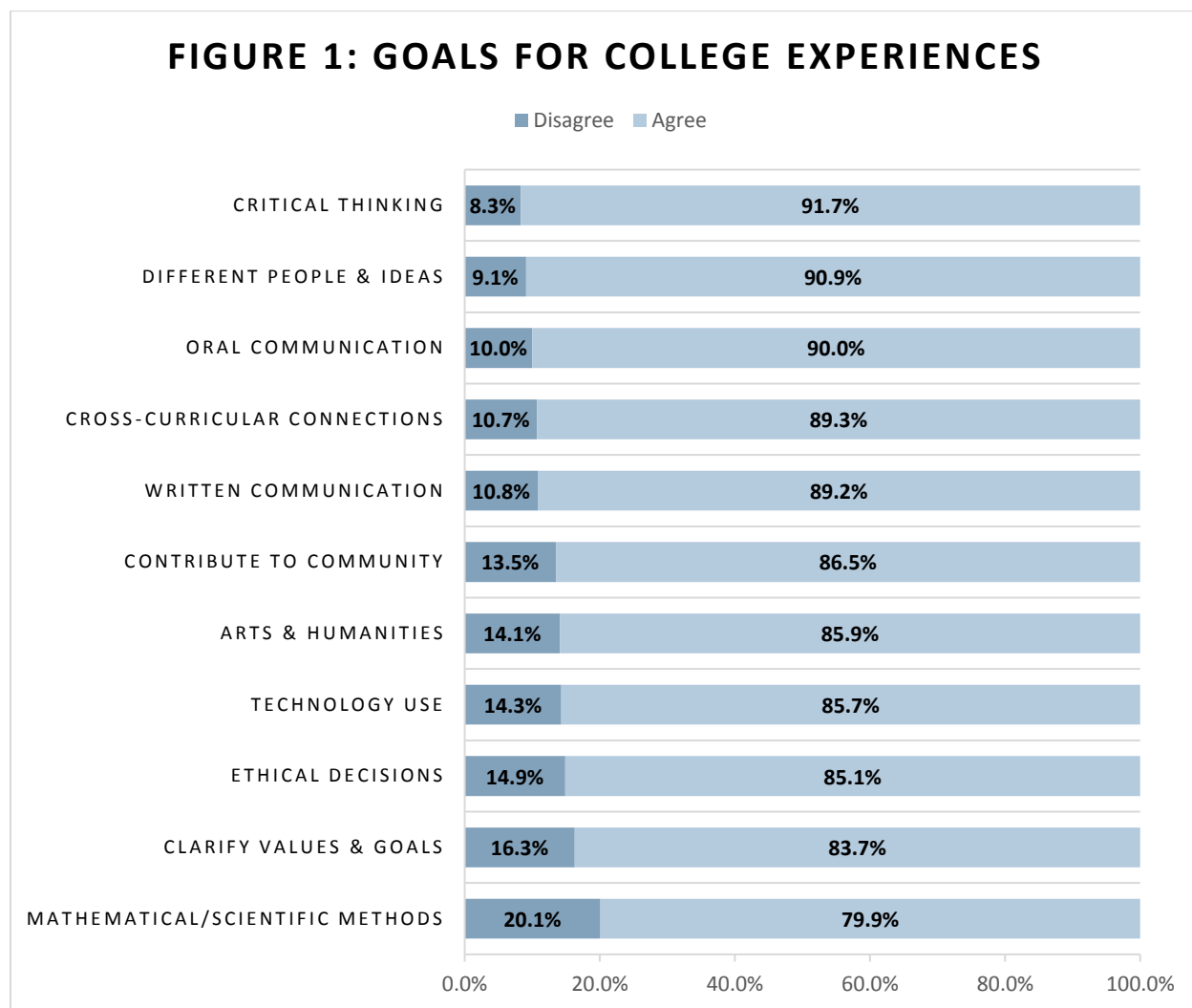
Post-Baccalaureate Destination

- A majority (85%) of baccalaureate awardees had successful outcomes reported six months post-graduation. Through an enhanced process of data collection, the percent of known outcomes for graduates increased (to 94%).

GENERAL EDUCATION ASSESSMENT

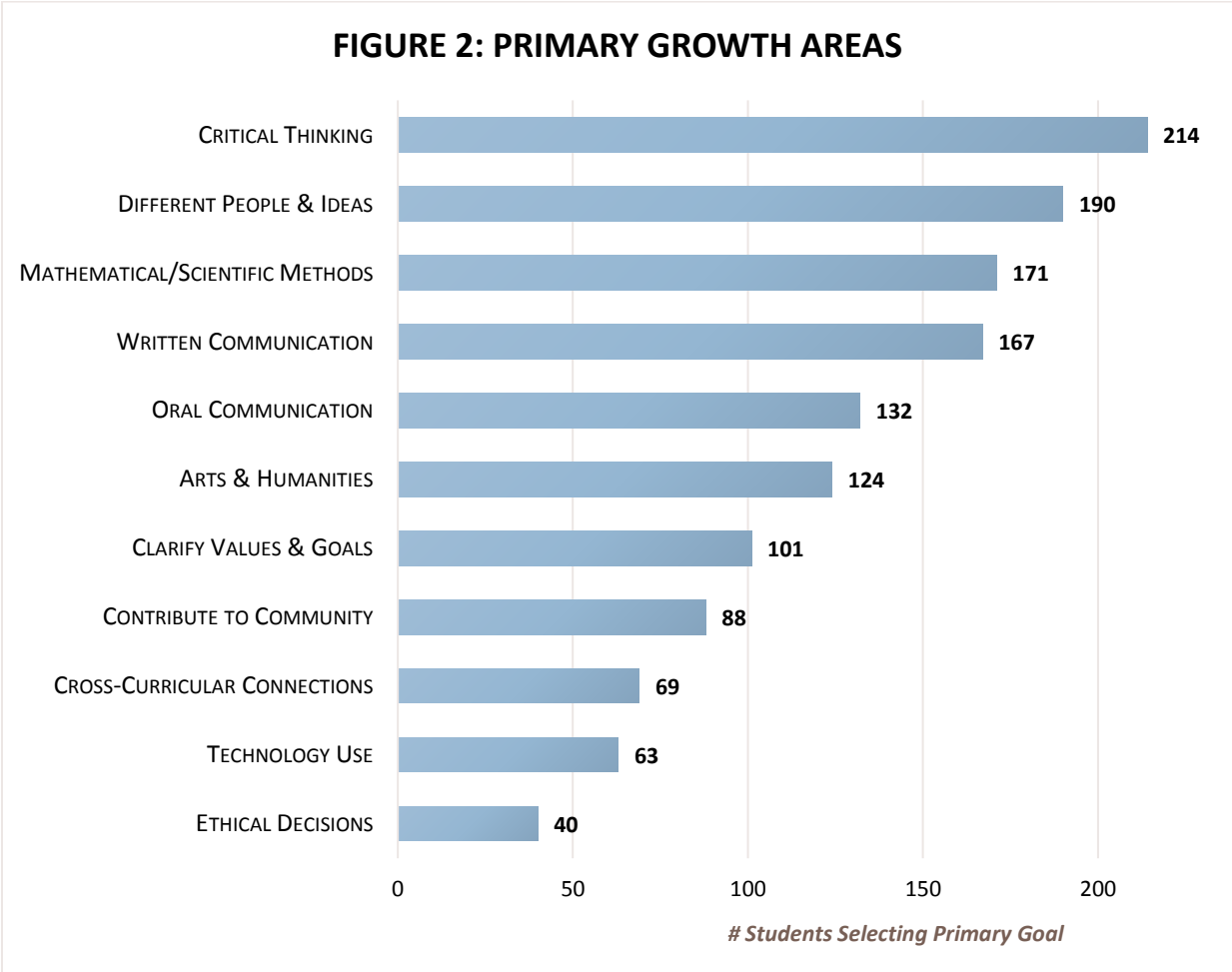
In an effort to provide evidence of student growth on university-wide learning objectives, students were asked to indicate how much they agreed that the university had helped them accomplish a variety of ‘typical’ goals students have for their college experience. Overall, respondents believed their experiences at UMKC facilitated development in several domains as evidenced in Table 2 (see Appendix A).

As indicated in Figure 1, most students agreed that to some degree attending college at UMKC helped them in achieving several goals, the most frequently endorsed being: improved critical thinking (92%), expanded appreciation of different people and ideas (91%), improved oral communication (90%), and increased ability to make cross-curricular connections (89%).



Note: “Disagree” = Total of strongly, moderately, and slightly disagree. “Agree” = Total of strongly, moderately, and slightly agree.

In addition to rating these general education factors, students were asked to identify the area in which they had the greatest development (Figure 2). Similar to the goals for college experience, respondents indicated increased critical thinking ability and expanded appreciation of different people/ideas as their primary growth areas.

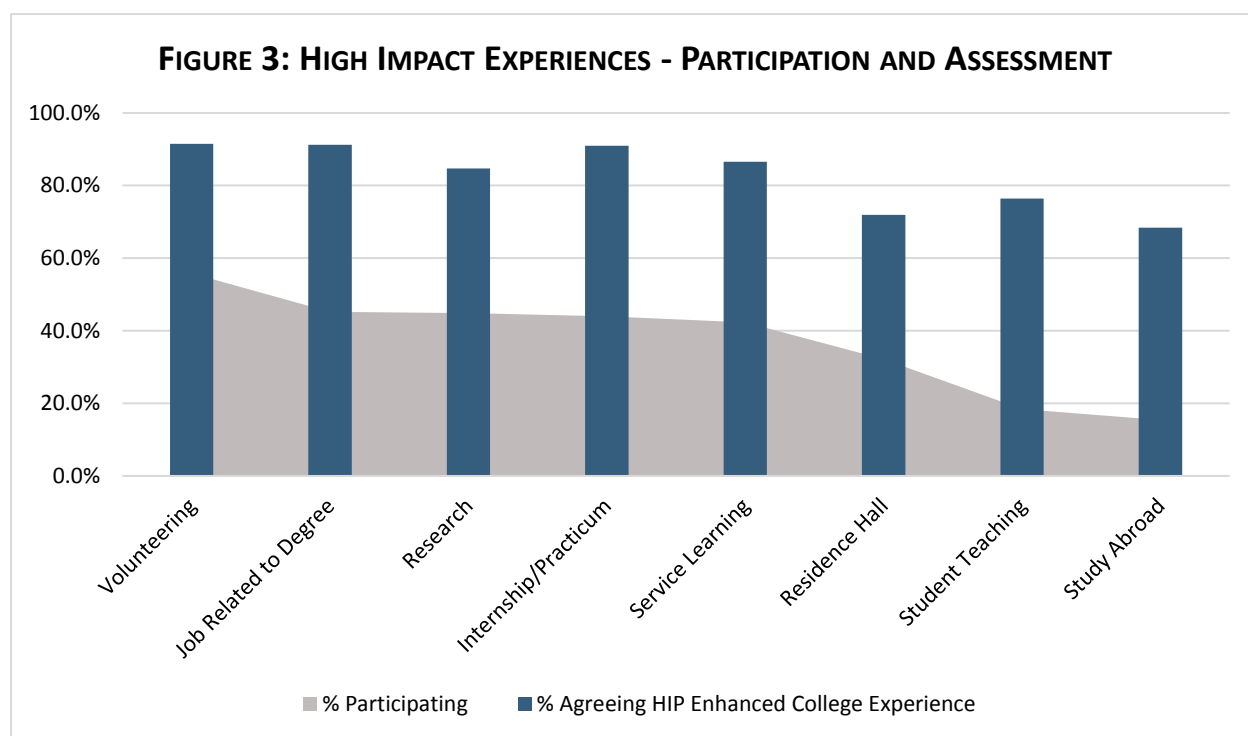


HIGH IMPACT EXPERIENCES

The Graduation Survey measured several experiences connected to educational enrichment. Table 3 (see Appendix A) details responses regarding these high impact practices. Participation rates in activities varied from a low of 15% for **study abroad** to 56% for **participating in community volunteering**. Approximately 45% of the students reported participation in a **job related to degree** (45.2%), **undergraduate research** (44.9%), or **internship/practicum** (44%).

Students also rated their experiences in these high impact practices, when relevant. As shown in Table 3, students rated their experiences with **volunteering**, **work related to their degree**, and **internship/practicum** particularly high.

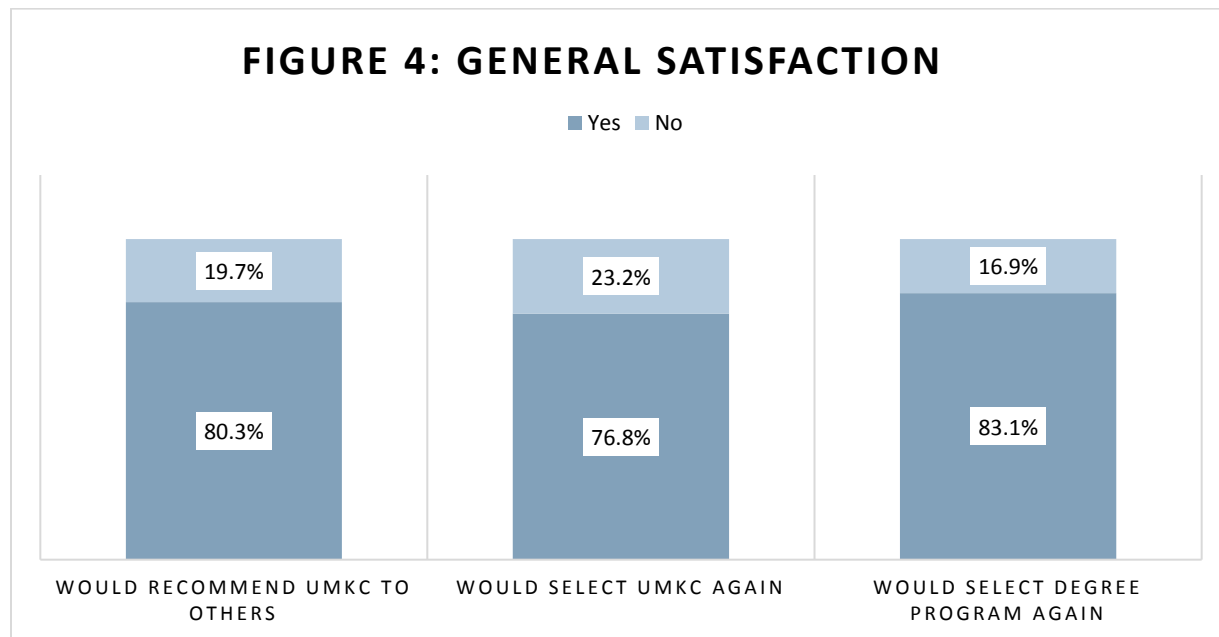
Figure 3 presents data on student participation in high impact practices (HIPs) and their assessment of the HIP as an enhancement to their college experience.



Beginning in Fall 2017, respondents were asked to reflect on their internship/practicum experiences during their tenure at UMKC. Table 4 (see Appendix A) details these data including pay status, term of experience, time commitment per week, and the types of tasks undertaken for those participating (N=598). Just under half (43%) participated in paid internships and more than two-thirds worked 15+ hours per week. On average, the largest percent of their time was spent on communication tasks (30%) and almost all interns gained this experience (96%). One-quarter of their time was focused on analytical/problem solving tasks, and less than 10% on non-essential tasks (e.g., running errands).

STUDENT SATISFACTION AT UMKC

Several indicators of general satisfaction are included in the Graduation Survey. Table 5 (see Appendix A) contains the complete results. Figure 4 highlights overall satisfaction items focused on retrospective reflection – selecting UMKC, recommending UMKC, and selecting the same degree program.



Students in these programs were not only likely to recommend UMKC to others, but also would attend UMKC and enroll in their respective degree program. Additionally, 75% rated the overall experience at UMKC as “good” or “excellent.” Over three-fourths (82.2%) agreed that UMKC was “student-centered” and 90% felt UMKC provided a welcoming environment.

In addition to general satisfaction, students were asked to assess their satisfaction with specific services and programs provided university-wide. Table 6 (see Appendix A) presents the complete results for satisfaction with university-wide services and programs. In general, average satisfaction with academic-related services was between slightly satisfied and moderately satisfied (between 4.0 and 5.0 on a 6-point scale). The highest satisfaction was expressed for the availability of faculty outside of class (4.75) and the admissions process (4.71). Satisfaction for non-academic related services also averaged between slightly and moderately satisfied, with the highest average rating for the Miller Nichols library (5.13) and the availability of computer services (4.82). Satisfaction with parking services (2.80) was lower, on average.

POST-GRADUATION DESTINATION

An important goal of the Graduation Survey is to understand the post-graduation plans of our students. Table 7 (Appendix A) includes follow-up data on post-baccalaureate destination outcomes six months after graduation. In an effort to standardize these data and allow for benchmarking to national norms, destination information is provided in a format complementary to the National Association of Colleges and Employers (NACE) First-Destination Survey. This format includes reporting on individual destination categories such as employment and continued education, but also provides a 'Career Outcomes Rate' combining employment, acceptance/enrollment in a program of continued education, military service, and voluntary service.

Methodology Students were asked to identify their post-baccalaureate plans at the time of the survey. In addition, a number of other techniques were utilized to collect data on student destination at six months after graduation. Destination research approaches included LinkedIn searches, referencing alumni and departmental employment data, and matching to National Student Clearinghouse for continued education enrollment. These data sources were cross-referenced to provide a graduation outcomes database for the undergraduate degree awardees in AY 2018, including graduates from the Summer 2017, Fall 2017, and Spring 2018 terms.

Findings Of the 1,717 undergraduates awarded a baccalaureate degree in Academic Year 2018, UMKC obtained destination information for over 90% of these graduates. The Career Outcomes Rate for AY 2018, was 85.4%. Over 60% of those with a known post-baccalaureate outcome were employed within six months, and approximately 20% continued their postsecondary education. Of those reporting employment and providing a salary figure, the median and mean salary values were \$45,000 and \$47,035, respectively.

CONCLUSIONS

The Graduation Survey serves as an opportunity for graduating seniors to express thoughts and opinions regarding their educational experience at UMKC. Furthermore, the survey gauges student satisfaction with the University as a whole, in addition to specific programs and services provided on campus. Taken together, this information can be used to inform policy decisions meant to enhance student success on campus.

General Education A majority of seniors recognized improvements in their critical thinking skills, understanding of different people and ideas, and their written communication skills, and an increase in their overall ability to make cross-curricular connections. Similar to last year's Graduation Survey, the least endorsed areas were improvement in ability to use mathematical/scientific methods and clarification of values and goals. The university should continue to monitor these areas of general education to ensure all graduates develop in these targeted outcomes.

High Impact Experiences Students noted several experiences as having a positive impact on their learning at UMKC, the top three being participating in an internship/practicum, holding a job related to degree program, and volunteering. Living in a residence hall and study abroad were rated the lowest of all provided experiences, with a negative response from approximately one-third of participants. This finding was also observed in previous Graduation Survey findings. It may be beneficial to investigate the qualitative experiences of students taking part in residence hall life and study abroad activities and enhance these for future students.

Overall Satisfaction Approximately 75% of respondents rated their overall experience at UMKC as either *good* or *excellent*. Additionally over three-fourths indicated that, if given the chance, they would choose UMKC again. Both of these findings are relatively consistent with responses from previous administrations of the Graduation Survey. In terms of satisfaction with UMKC services and programs, the highest areas of satisfaction were observed in the availability of faculty outside of class, the admissions process, and the Miller Nichols library. Parking services, a non-academic service, remained the area of greatest student dissatisfaction across time.

Destination A majority (85%) of baccalaureate awardees had successful outcomes reported six months post-graduation. Through an enhanced process of data collection, the percent of known outcomes for graduates increased (to 94%). These findings are positive and align with reported NACE outcomes rates for baccalaureate awardees across the U.S. It is essential to communicate these findings on campus and utilize UMKC's successful outcomes rate to promote programs and support recruitment and retention of students.

APPENDIX A

Graduation Survey: Tables

Table 1 Student Characteristics (N = 1,359)		
	N	%
Sex		
Female	801	58.9%
Male	558	41.1%
Race/Ethnicity		
American Indian/Alaska Native	6	0.4%
Asian	105	7.7%
Black/African American	155	11.4%
Hispanic	111	8.2%
Nonresident International	54	4.0%
Two or more Race/Ethnicity	53	3.9%
White	824	60.6%
Not specified	51	3.8%
School <i>(Respondents may be represented in more than one school.)</i>		
Bloch School of Management	236	17.4%
College of Arts & Sciences	582	42.8%
Conservatory of Music & Dance	40	2.9%
School of Biological Sciences	98	7.2%
School of Computing & Engineering	142	10.4%
School of Dentistry	29	2.1%
School of Education	29	2.1%
School of Nursing and Health Studies	213	15.7%

Table 2					
Goals for College Experience (General Education Assessment) (N = 1,359)					
My experience at UMKC...	Disagree 1-3	Slightly Agree 4	Moderately Agree 5	Strongly Agree 6	Mean (SD)
Broadened my knowledge of arts and humanities	14.1%	29.8%	33.4%	22.7%	4.51 (1.27)
Improved my ability to communicate orally	10.0%	23.1%	35.0%	31.9%	4.79 (1.20)
Improved my ability to communicate in writing	10.8%	22.4%	33.9%	32.9%	4.80 (1.21)
Improved my ability to make ethical decisions	15.0%	28.0%	29.3%	27.8%	4.57 (1.31)
Expanded my understanding of people and ideas that are different from me	9.2%	18.5%	28.3%	44.1%	4.99 (1.22)
Assisted me in clarifying the values and goals of my life	16.3%	25.1%	28.1%	30.5%	4.59 (1.36)
Improved my critical thinking ability	8.2%	19.9%	34.1%	37.7%	4.94 (1.16)
Improved my ability to use technology in order to obtain information and solve problems	14.3%	26.9%	30.1%	28.7%	4.64 (1.24)
Increased my ability to see how ideas from different areas study are related to one another	10.7%	26.5%	30.5%	32.3%	4.76 (1.19)
Enhanced my desire to contribute to the local and global community	13.5%	25.5%	27.6%	33.4%	4.69 (1.30)
Improved my ability to use mathematical and scientific methods	20.1%	27.9%	25.2%	26.8%	4.43 (1.38)
<i>Note: "Disagree" = Total of strongly, moderately, and slightly disagree as one item. Data were originally collected on a 6-point scale from "strongly disagree" to "strongly agree". Mean and standard deviation (SD) are representative of original data on 6-point scale.</i>					

Table 3 High Impact Experiences							
Experiences that enhanced my time at UMKC...	N	N/A	Disagree 1-3	Slightly Agree 4	Moderately Agree 5	Strongly Agree 6	Mean (SD)
Undergraduate research	1359	55.1%	15.3%	27.2%	25.9%	31.6%	4.61 (1.34)
Study abroad	1359	84.6%	31.6%	16.7%	7.7%	44.0%	4.22 (1.93)
Service learning	1359	57.7%	13.4%	27.7%	27.1%	31.8%	4.65 (1.30)
Internship/practicum	1359	56.0%	9.1%	13.9%	18.6%	58.5%	5.17 (1.28)
Volunteering	1359	44.2%	8.6%	22.3%	26.1%	43.1%	4.94 (1.24)
Student teaching*	29	0.0%	6.9%	6.9%	6.9%	79.3%	5.52 (1.15)
Living in a residence hall	1359	67.8%	28.1%	21.5%	24.5%	25.9%	4.10 (1.74)
Job related to degree	1359	54.8%	8.8%	19.9%	25.4%	45.9%	4.97 (1.29)
<p>Note: "Disagree" = Total of strongly, moderately, and slightly disagree as one item. Data were originally collected on a 6-point scale from "strongly disagree" to "strongly agree". Percent indicating disagree/agree is based upon those providing rating data, excluding N/A responses. Mean and standard deviation (SD) are representative of original data on 6-point scale.</p> <p>*Responses restricted to students in the School of Education.</p>							

Table 4 Internship/Practicum Experience Detail (N = 598)		
	N	%
<i>Paid internship/practicum</i>		
Yes	257	43.0%
No	341	57.0%
<i>Term of participation (most recent)</i>		
Fall	178	29.8%
Spring	286	47.8%
Summer	134	22.4%
<i>Number of hours per week</i>		
Less than 5 hours	60	10.0%
5-10 hours	84	14.1%
11-15 hours	48	8.0%
16-20 hours	133	22.2%
21-30 hours	132	22.1%
31 or more hours	141	23.6%
<i>Participated in following activities during experience</i>		
Administrative/clerical	424	70.9%
Communications (<i>verbal, written</i>)	573	95.8%
Organizing (<i>schedules, tasks, etc.</i>)	488	81.6%
Analytical/problem solving (<i>critical thinking, research</i>)	528	88.3%
Project management (<i>overseeing part/all of project</i>)	436	72.9%
Non-essential functions (<i>running errands, etc.</i>)	333	55.7%
<i>Average percent of time spent in task during experience</i>		AVG %
Administrative/clerical		13.0%
Communications		30.4%
Organizing		12.5%
Analytical/problem solving		23.1%
Project management		13.5%
Non-essential functions		7.5%

Table 5 Evaluation of UMKC (N = 1,359)		
	N	%
<i>UMKC was first choice to attend</i>		
Yes	670	49.3%
No	689	50.7%
<i>Would choose to select same degree program again</i>		
Yes	1129	83.1%
No	230	16.9%
<i>Would choose to attend UMKC again</i>		
Yes	1044	76.8%
No	315	23.2%
<i>Would recommend UMKC to friends and family</i>		
Yes	1091	80.3%
No	268	19.7%
<i>Evaluation of overall experience at UMKC</i>		
Excellent	377	27.7%
Good	644	47.4%
Fair	287	21.1%
Poor	51	3.8%
<i>UMKC provided a welcoming environment</i>		
Strongly Disagree	37	2.7%
Moderately Disagree	33	2.4%
Slightly Disagree	70	5.2%
Slightly Agree	344	25.3%
Moderately Agree	443	32.6%
Strongly Agree	432	31.8%
	Mean (SD)	4.78 (1.18)
<i>UMKC is student-centered</i>		
Strongly Disagree	54	4.0%
Moderately Disagree	61	4.5%
Slightly Disagree	125	9.2%
Slightly Agree	354	26.0%
Moderately Agree	411	30.2%
Strongly Agree	354	26.0%
	Mean (SD)	4.52 (1.31)

Table 6 Satisfaction with UMKC Services and Programs (N = 1,359)							
During my time at UMKC, I was satisfied with...		N/A	Disagree 1-3	Slightly Agree 4	Moderately Agree 5	Strongly Agree 6	Mean (SD)
Academic-Related Services	The admissions process	2.0%	13.3%	24.2%	30.0%	32.5%	4.71 (1.28)
	Availability of faculty outside of class	5.7%	11.4%	22.2%	37.5%	28.9%	4.75 (1.18)
	The quality of instruction	0.9%	14.8%	21.8%	36.9%	26.6%	4.65 (1.24)
	The content of courses	1.0%	16.1%	24.1%	35.8%	24.0%	4.57 (1.25)
	The variety of courses	2.0%	20.2%	25.3%	31.5%	23.0%	4.44 (1.32)
	Career preparation	16.5%	28.0%	25.1%	28.1%	18.8%	4.13 (1.48)
	Academic advising services	1.8%	24.1%	19.5%	24.9%	31.5%	4.40 (1.57)
	Availability of courses when you want to take them	2.9%	33.8%	23.4%	26.8%	16.0%	3.97 (1.51)
<i>Note: "Disagree" = Total of strongly, moderately, and slightly disagree as one item. Data were originally collected on a 6-point scale from "strongly disagree" to "strongly agree". Percent indicating disagree/agree is based upon those providing rating data, excluding N/A responses. Mean and standard deviation (SD) are representative of original data on 6-point scale.</i>							

Table 6 (continued)
Satisfaction with UMKC Services and Programs (N = 1,359)

During my time at UMKC, I was satisfied with...		N/A	Disagree 1-3	Slightly Agree 4	Moderately Agree 5	Strongly Agree 6	Mean (SD)
Non-Academic Related Services	The registration process	2.2%	16.4%	27.8%	31.4%	24.4%	4.52 (1.28)
	Miller Nichols Library	8.2%	6.2%	15.0%	33.3%	45.5%	5.13 (1.07)
	The Bookstore	5.9%	16.1%	26.2%	31.9%	25.8%	4.54 (1.31)
	Availability of computer services	10.4%	11.3%	22.3%	31.4%	35.0%	4.82 (1.20)
	Personal safety on campus	8.3%	15.0%	18.2%	32.1%	34.7%	4.74 (1.32)
	Cashier's Office	6.4%	25.8%	28.3%	25.6%	20.3%	4.16 (1.49)
	Financial Aid Office	13.3%	27.2%	26.9%	24.2%	21.7%	4.16 (1.51)
	Swinney Recreation Center	30.5%	13.8%	23.1%	31.0%	32.1%	4.68 (1.33)
	Career Services & Roo Career Network	30.2%	19.2%	29.4%	28.2%	23.2%	4.38 (1.38)
	Athletic facilities	40.7%	18.9%	26.9%	28.5%	25.7%	4.42 (1.43)
Parking Services	8.5%	62.4%	16.1%	13.5%	8.0%	2.80 (1.74)	

Note: "Disagree" = Total of strongly, moderately, and slightly disagree as one item. Data were originally collected on a 6-point scale from "strongly disagree" to "strongly agree". Percent indicating disagree/agree is based upon those providing rating data, excluding N/A responses. Mean and standard deviation (SD) are representative of original data on 6-point scale.

Table 7

Destination for Undergraduate Degree Recipients at Six Months Out
Academic Year 2018 (SU17, FS17, SP18 Baccalaureate Awardees)

CAREER OUTCOMES RATE <i>(employed, service, military, & furthering education)</i>	85.4%
Total Undergraduate Degree Recipients	1,717
Knowledge Rate <i>(at 6 months out)</i>	93.8%
Total Undergraduate Degree Recipients with Known Destination	1,611
Percent Employed Overall	63.6%
➤ <i>Percent Employed Full-time</i>	59.0%
➤ <i>Percent Employed Part-time</i>	4.6%
Percent Service	<1%
Percent Military	<1%
Percent Furthering Education	20.8%
Percent Seeking Employment	8.4%
Percent Seeking Furthered Education	4.7%
Not Seeking/Not Engaged	1.6%
Mean Starting Salary (full-time)	\$47,035
Median Starting Salary (full-time)	\$45,000

APPENDIX B

Graduation Survey Items: Fall 2017, Spring 2018

UMKC Graduation Survey 2017-18
First Administered Fall 2017

We would like to hear about your experiences at UMKC. Please take a few minutes to complete this survey as fully and honestly as possible. All responses will be kept strictly confidential and reported as group data only. Thank you for your help.

Items with (*) indicate required response.

Items with (^) indicate required response subset and feeder item noted.

*1. Was UMKC your first choice when you decided to attend college?

- Yes
- No

*2. Below are several goals that "typical" students have for their college experiences. Please indicate how much you agree that your experiences at UMKC helped you to accomplish these goals.

- 1 = Strongly Disagree
- 2 = Moderately Disagree
- 3 = Slightly Disagree
- 4 = Slightly Agree
- 5 = Moderately Agree
- 6 = Strongly Agree

"My experiences at UMKC..."

- Broadened my knowledge of arts and humanities
- Improved my ability to communicate orally
- Improved my ability to communicate in writing
- Improved my ability to make ethical decisions
- Expanded my understanding of people and ideas that are different from me
- Assisted me in clarifying the values and goals of my life
- Improved my critical thinking ability
- Improved my ability to use technology in order to obtain information and solve problems
- Increased my ability to see how ideas from different areas of study are related to one another
- Enhanced my desire to contribute to the local and global community
- Improved my ability to use mathematical and scientific methods

*3. In which of these areas do you think you have developed the most during your time at UMKC? (Drop down item—select one)

- Broadened my knowledge of arts and humanities
- Improved my ability to communicate orally
- Improved my ability to communicate in writing
- Improved my ability to make ethical decisions
- Expanded my understanding of people and ideas that are different from me
- Assisted me in clarifying the values and goals of my life
- Improved my critical thinking ability
- Improved my ability to use technology in order to obtain information and solve problems
- Increased my ability to see how ideas from different areas of study are related to one another
- Enhanced my desire to contribute to the local and global community
- Improved my ability to use mathematical and scientific methods

*4. Below are several learning opportunities students may have during their college experiences. Please indicate how much you agree that these experiences at UMKC enhanced your college experience. For activities in which you did not participate, selected "N/A."

- 1 = Strongly Disagree
- 2 = Moderately Disagree
- 3 = Slightly Disagree
- 4 = Slightly Agree
- 5 = Moderately Agree
- 6 = Strongly Agree
- 0 = N/A

- a. Participating in undergraduate research
- b. Participating in study abroad
- c. Participating in service learning associated with a class
- d. Participating in an internship/practicum – *receive items 4d cont., if selected*
- e. Participating in community volunteering on my own or with a student organization – *receive items 4e cont., if selected*
- f. Completing student teaching requirement for degree
- g. Living in a residence hall
- h. Working part-time in a professional position related to my degree

^ 4d cont. Please provide the following information about your internship/practicum:
(if 4d rated 1-6 – all items in subset required)

Company or Organization:

Company or Organization Location:

Was this a paid internship/practicum?

Yes

No

When did you participate in your most recent internship/practicum experience?

Term & Year – Fall, Spring, Summer with corresponding pull-down menu

with year options next to each term – at least one term selected

What was the time commitment for this internship/practicum?

Hours – pull-down menu with hours – Less than 5, 5-10, 11-15, 16-20, 21-30, 31-40, etc.

Unit – pull-down menu with ‘week’, ‘month’, ‘semester’, etc.

Estimate the percentage of time spent on each of the following activities during your most recent internship/practicum experience (must add to 100%):

% Administrative/clerical (e.g. filing, copying, etc.):

% Communications (verbal/written communication with customers, patients, staff members, etc.):

% Organizing (schedules, tasks, meetings, etc.):

% Analytical/problem solving (critical thinking, research design, diagnosing, etc.):

% Project management (overseeing all/part of a project from start to finish):

% Non-essential functions (e.g. running errands, etc.):

^ 4e cont. Please provide the following information about your community volunteering experience:
(if 4e rated 1-6 – all items in subset required)

Organization:

Organization Location:

What was the time commitment for this community volunteering experience?

Hours – pull-down menu with hours – Less than 5, 5-10, 11-15, 16-20, 21-30, 31-40, etc.

Unit – pull-down menu with ‘week’, ‘month’, ‘semester’, etc.
Briefly describe your role at the organization and your contribution:

*5. Please indicate how satisfied you are with each of the following aspects of UMKC. Please respond in terms of the university as a whole, not in terms of your experience in your major department.

"During my time at UMKC, I was satisfied with..."

- 1 = Strongly Disagree
- 2 = Moderately Disagree
- 3 = Slightly Disagree
- 4 = Slightly Agree
- 5 = Moderately Agree
- 6 = Strongly Agree
- 0 = N/A

The admissions process
Academic advising services
The registration process
The Financial Aid Office
Cashier's and Collections
Parking Services
Athletic facilities
The Swinney Recreation Center
The bookstore
The variety of courses
The content of courses
The quality of instruction
The Miller Nichols Library
Personal safety on campus
Career Services and Roo Career Network
Career preparation
Availability of faculty outside of class
Availability of courses when you want to take them
Availability of computer services

If you would like explain your response to any of the items above, please provide your comments below: (Open field, NOT required)

*6. Please indicate how much you agree with the following statements about your college experience.

- 1 = Strongly Disagree
- 2 = Moderately Disagree
- 3 = Slightly Disagree
- 4 = Slightly Agree
- 5 = Moderately Agree
- 6 = Strongly Agree

I feel that UMKC provided a welcoming/supportive environment for me as a student.
I feel that UMKC is student-centered.

*7. If you could go back, knowing what you know now, would you still choose to attend UMKC? (Drop down item—select one)

- Yes
- No

*8. Would you recommend UMKC to a friend or family member? (Drop down item—select one)

- Yes
- No

*9. How would you evaluate your overall experience at UMKC? (Drop down item—select one)

- 1 = Poor
- 2 = Fair
- 3 = Good
- 4 = Excellent

*10. The previous section asked you to describe your opinion of various services and programs provided university-wide at UMKC. Some departments also provide these same services. Please mark the response that best describes your level of satisfaction with your experience within your department.

"During my time within my department, I was satisfied with..."

- 1 = Strongly Disagree
- 2 = Moderately Disagree
- 3 = Slightly Disagree
- 4 = Slightly Agree
- 5 = Moderately Agree
- 6 = Strongly Agree
- 0 = N/A

- The admissions process
- Academic advising services
- The variety of courses
- The content of courses
- Quality of instruction
- Placement and career services
- Availability of faculty outside of class
- Availability of courses when you want to take them.

*11. If you could go back, knowing what you know now, would you still select the same degree program? (Drop down item—select one)

- Yes
- No

12. It is important to know how students experience the major programs they will be completing, both positive and challenging.

- a. Identify three areas of strength for your major program.
(Open field)
- b. Identify three areas of weakness for your major program.
(Open field)

*13. Which of the following BEST describes your PRIMARY status after graduation? Please select only ONE of the following categories:

- Employed full time (on average 30 hours or more per week) – *receive items 14a-d, if selected*
- Employed part time (on average less than 30 hours per week) – *receive items 14a-d, if selected*
- Participating in a volunteer or service program (e.g., Peace Corps) – *receive item 15, if selected*
- Serving in the U.S. military – *receive item 16, if selected*
- Enrolled in (or accepted to) a program of continuing education – *receive item 17, if selected*
- Seeking employment – *receive item 18, if selected*
- Planning to continue education but not yet enrolled
- Not seeking employment or continuing education at this time

^14a. Please select the category that BEST describes your employment:

(if 13 = [employed full time](#) [OR](#) [employed part time](#))

- Employed as an entrepreneur
- Employed in a temporary/contract work assignment
- Employed freelance
- Employed in a postgraduate internship or fellowship
- Employed in all other work categories

^14b. Please provide the following information concerning your employment:

(if 13 = [employed full time](#) [OR](#) [employed part time](#) – all items in subset required)

- Employing Organization:
- Position Country: (drop-down)
- Position State: (drop-down, if U.S.)
- Position City: (drop-down, if U.S.)
- Job title:
- Employment start date (month/year): (drop-down month and year)
- If employed full time, annual base salary amount:

^14c. Do you believe that your employment matches the degree level you have achieved? (Drop down item—select one)

(if 13 = [employed full time](#) [OR](#) [employed part time](#))

- Yes
- No

^14d. How closely related is your employment to your program of study at UMKC? (Drop down item—select one)

(if 13 = [employed full time](#) [OR](#) [employed part time](#))

- Highly Related
- Somewhat Related
- Not at all Related

^15. Please provide the following information about your assignment:

(if 13 = [Participating in a volunteer or service program](#) – all items in subset required)

- Organization:
- Assignment Country: (drop-down)
- Assignment State: (drop-down, if U.S.)
- Assignment City: (drop-down, if U.S.)
- Role or title:

^16. Please provide the following information about your assignment:
(if 13 = [Serving in the U.S. military – all items in subset required](#))

Service Branch:

Rank:

^17. Please provide the following information concerning your education plans:
(if 13 = [enrolled in a program of continuing education – all items in subset required](#))

Name of institution:

Institution Country: (drop-down)

Institution State: (drop-down, if U.S.)

Institution City: (drop-down, if U.S.)

Degree Program:

^18. Are you currently employed and seeking a new position?

(if 13 = [Seeking employment – all items in subset required](#))

Yes

No

19. Please provide a non-UMKC e-mail address so that we can update our records: (Open field)