




Comprehensive Degree Completions Report

Academic Year 2017


Prepared by the UMKC Data Warehouse
5100 Rockhill Road
Kansas City, MO 64110
focusroom@umkc.edu



Comprehensive Degree Completions Report

Academic Year 2017

Definitions	3
University Totals	4
Bloch School of Management Degree Counts	5
College of Arts & Sciences Degree Counts	6
Conservatory of Music & Dance Degree Counts	10
School of Biological Sciences Degree Counts	12
Bloch School of Management Degree Counts	13
School of Computing & Engineer Degree Counts	14
School of Dentistry Degree Counts	15
School of Education Degree Counts	16
School of Graduate Studies Degree Counts	17
School of Law Degree Counts	18
School of Medicine Degree Counts	19
School of Nursing & Health St Degree Counts	20
School of Nursing & Health St Degree Counts	21
School of Pharmacy Degree Counts	22



Comprehensive Degree Completions Report

Academic Year 2017

Definitions

In an effort to provide finer breakdowns and groupings, the Office of Institutional Research, Assessment, and Planning is providing the following additional definitions to report users so that they may better utilize the report.

Academic Group

The Academic Group is college or school within the University. Example: College of Arts & Sciences

Academic Organization

An academic organization is a subunit of an academic group; typically a department within a school or college. Example: Public Affairs Department in the Henry W Bloch School of Business and Public Administration.

Academic Career

An academic career is the grouping of academic work within a level of study. This also refers to a grouping of all academic work undertaken by a student that is grouped into a single student record (transcript). The academic careers used at UMKC are Undergraduate, Graduate, Dental, Medical, Pharmacy, and Law. Many times, the last four careers will be summarized as "Professional."

Academic Plan

The Academic Plan is the degree program the student has chosen to study. This also includes all non-degree seekers who will not receive a degree for their coursework, although the coursework will be given credit and accounted for on the student's transcript.

Primary Degree

A student primary degree determines where a student will be counted. Students seeking more than one degree will be counted in the academic plan that has been designated as their primary degree.

Unknown (Gender)

Students who have declined to specify a gender.

Masters (Academic Level)

An award that requires the successful completion of a program of study of at least the full-time equivalent of 1 but not more than 2 academic years of work beyond the bachelor's degree. These counts also include all Graduate Certificates as well.

Doctoral - Research (Academic Level)


A Ph.D. or other doctor's degree that requires advanced work beyond the master's level, including the preparation and defense of a dissertation based on original research, or the planning and execution of an original project demonstrating substantial artistic or scholarly achievement. Some examples of this type of degree may include Ed.D., D.M.A., D.B.A., D.Sc., D.A., or D.M., and others, as designated by the awarding institution. Abbreviation - DOC - RSRCH

Doctoral - Professional (Academic Level)

A doctor's degree that is conferred upon completion of a program providing the knowledge and skills for the recognition, credential, or license required for professional practice. The degree is awarded after a period of study such that the total time to the degree, including both pre-professional and professional preparation, equals at least six full-time equivalent academic years. Some of these degrees were formerly classified as "first-professional" and may include: Chiropractic (D.C. or D.C.M.); Dentistry (D.D.S. or D.M.D.); Law (L.L.B. or J.D.); Medicine (M.D.); Optometry (O.D.); Osteopathic Medicine (D.O.); Pharmacy (Pharm.D.); Podiatry (D.P.M., Pod.D., D.P.); or, Veterinary Medicine (D.V.M.), and others, as designated by the awarding institution. Abbreviation - DOC - PROF.

Asian Underrepresented (Ethnicity)

Students in this category self identify as Asian but are not from one of the major ethnic sub-populations of Chinese, Filipino, Japanese, Korean, Asian Indian or Thai.




Comprehensive Degree Completions Report

Academic Year 2017

[Return to Contents](#)

	Undergraduate Certificate	Bachelors	Masters	Graduate Certificate	Educational Specialist	Doctoral - Research/Scholarship	Doctoral - Professional	Total
Non Res International	0	51	456	3	0	32	1	543
Asian	0	129	20	4	0	6	58	217
White	9	1074	478	32	16	63	327	1999
Multiple Race/Ethnicity	0	67	14	1	0	2	15	99
Not Specified	1	80	30	1	0	8	20	140
Hispanic/Latino	0	139	35	4	1	2	20	201
Asian (underrepresented)	1	29	4	0	0	0	6	40
American Indian/Alaska Native	0	10	3	0	0	0	2	15
Black/African American	0	245	42	3	3	9	24	326
Total by Ethnicity	11	1824	1082	48	20	122	473	3580
Female	4	1056	503	25	14	63	226	1891
Male	7	768	579	23	6	59	247	1689
Total by Gender	11	1824	1082	48	20	122	473	3580




Comprehensive Degree Completions Report

Academic Year 2017

[Return to Contents](#)

Bloch School of Management

		Bachelors	Masters	Graduate Certificate	Doctoral - Research/Scholarship
Accountancy	Accounting BS	47	0	0	0
	Accounting MS	0	56	0	0
	Accountancy Totals	47	56	0	0
Business Administration	Business Administration BBA	256	0	0	0
	Business Administration MBA	0	121	0	0
	Business Administration Totals	256	121	0	0
Cookingham Institute	Nonprofit Mgmt and Innov - CT	0	0	2	0
	Public Administration MPA	0	43	0	0
	Urban Policy and Admin - CT	0	0	1	0
	Cookingham Institute Totals	0	43	3	0
Finance	Finance - MS	0	16	0	0
	Finance Totals	0	16	0	0
Global Entrepreneurship	Entrepreneurship & Innov - PhD	0	0	0	2
	Global Entrepreneurship Totals	0	0	0	2
Lewis White Real Estate Center	Entrep Real Estate - MERE	0	1	0	0
	Lewis White Real Estate Center Totals	0	1	0	0
Bloch School of Management Totals		303	237	3	2




Comprehensive Degree Completions Report

Academic Year 2017

[Return to Contents](#)

College of Arts & Sciences

		Bachelors	Masters	Undergraduate Certificate	Graduate Certificate	Doctoral - Research/Scholarship
Archit & Urban Plan & Design	Urban Planning & Design- BA	6	0	0	0	0
	Urban Studies BA	3	0	0	0	0
	Archit & Urban Plan & Design Totals	9	0	0	0	0
Art & Art History	Art History BA	6	0	0	0	0
	Art History MA	0	4	0	0	0
	Studio Art BA	28	0	0	0	0
	Studio Art MA	0	2	0	0	0
	Art & Art History Totals	34	6	0	0	0
Chemistry	Chemistry BA	80	0	0	0	0
	Chemistry BS	14	0	0	0	0
	Chemistry MS	0	4	0	0	0
	Psychology BA	2	0	0	0	0
	Chemistry Totals	96	4	0	0	0
Communications Studies	Communication Studies BA	93	0	0	0	0
	Crim Justice & Criminology BA	1	0	0	0	0
	English BA	2	0	0	0	0
	Psychology BA	1	0	0	0	0
	Communications Studies Totals	97	0	0	0	0
Criminal Justice & Criminology	Crim Justice & Criminology BA	54	0	0	0	0
	Crim Justice & Criminology-MS	0	5	0	0	0
	English BA	1	0	0	0	0
	Psychology BA	1	0	0	0	0
	Criminal Justice & Criminology Totals	56	5	0	0	0
Economics	Economics BA	31	0	0	0	0
	Economics MA	0	24	0	0	0
	Psychology BA	1	0	0	0	0
	Economics Totals	32	24	0	0	0




Comprehensive Degree Completions Report

Academic Year 2017

[Return to Contents](#)

College of Arts & Sciences

		Bachelors	Masters	Undergraduate Certificate	Graduate Certificate	Doctoral - Research/Scholarship
English Language & Literature	Creative Wri & Media Arts -MFA	0	14	0	0	0
	English BA	40	0	0	0	0
	English MA	0	5	0	0	0
	Languages and Literatures BA	1	0	0	0	0
	English Language & Literature Totals	41	19	0	0	0
Foreign Languages & Literature	Chemistry BA	1	0	0	0	0
	Crim Justice & Criminology BA	1	0	0	0	0
	French BA	1	0	0	0	0
	Languages and Literatures BA	21	0	0	0	0
	Romance Languages & Lit - MA	0	10	0	0	0
	Spanish BA	3	0	0	0	0
	Foreign Languages & Literature Totals	27	10	0	0	0
Geosciences	Environ & Urban Geosciences MS	0	6	0	0	0
	Environmental Science BS	15	0	0	0	0
	Environmental Studies BA	3	0	0	0	0
	Geographic Info Systems - CT	0	0	0	2	0
	Geographic Info Systems CT	0	0	11	0	0
	Geography BA	2	0	0	0	0
	Geography BS	4	0	0	0	0
	Geology BS	16	0	0	0	0
	Geosciences Totals	40	6	11	2	0
History	History BA	26	0	0	0	0
	History MA	0	6	0	0	0
	History Totals	26	6	0	0	0
KA&S - General	Chemistry BS	1	0	0	0	0
	Liberal Arts BLA	204	0	0	0	0
	KA&S - General Totals	205	0	0	0	0




Comprehensive Degree Completions Report

Academic Year 2017

[Return to Contents](#)

College of Arts & Sciences

		Bachelors	Masters	Undergraduate Certificate	Graduate Certificate	Doctoral - Research/Scholarship
Mathematics & Statistics	Economics BA	1	0	0	0	0
	Mathematics & Statistics BS	12	0	0	0	0
	Mathematics & Statistics MS	0	2	0	0	0
	Mathematics MS	0	6	0	0	0
	Statistics MS	0	5	0	0	0
	Mathematics & Statistics Totals	13	13	0	0	0
Philosophy	English BA	1	0	0	0	0
	Philosophy BA	12	0	0	0	0
	Philosophy Totals	13	0	0	0	0
Physics & Astronomy	Mathematics & Statistics BS	1	0	0	0	0
	Physics BS	15	0	0	0	0
	Physics MS	0	13	0	0	0
	Physics & Astronomy Totals	16	13	0	0	0
Political Science	Political Science BA	22	0	0	0	0
	Political Science MA	0	3	0	0	0
	Sociology BA	1	0	0	0	0
	Political Science Totals	23	3	0	0	0
Psychology	Communication Studies BA	1	0	0	0	0
	Crim Justice & Criminology BA	1	0	0	0	0
	Psychology BA	100	0	0	0	0
	Psychology MA	0	3	0	0	0
	Psychology PhD	0	0	0	0	5
	Sociology BA	1	0	0	0	0
	Psychology Totals	103	3	0	0	5
Social Work	Social Work MSW	0	62	0	0	0
	Social Work Totals	0	62	0	0	0
Sociology	Philosophy BA	1	0	0	0	0




Comprehensive Degree Completions Report

Academic Year 2017

[Return to Contents](#)

College of Arts & Sciences

		Bachelors	Masters	Undergraduate Certificate	Graduate Certificate	Doctoral - Research/Scholarship
Sociology	Psychology BA	1	0	0	0	0
	Sociology BA	32	0	0	0	0
	Sociology MA	0	3	0	0	0
	Sociology Totals	34	3	0	0	0
Theatre	Theatre BA	7	0	0	0	0
	Theatre MA	0	3	0	0	0
	Theatre: Design & Tech MFA	0	9	0	0	0
	Theatre Totals	7	12	0	0	0
College of Arts & Sciences Totals		872	189	11	2	5




Comprehensive Degree Completions Report

Academic Year 2017

[Return to Contents](#)

Conservatory of Music & Dance

		Bachelors	Masters	Graduate Certificate	Doctoral - Research/Scholarship
Composition, Music Theory, Mus	Music Composition BM	3	0	0	0
	Music Composition DMA	0	0	0	7
	Music Composition MM	0	4	0	0
	Musicology - MM	0	2	0	0
	Composition, Music Theory, Mus Totals	3	6	0	7
Dance	Dance BFA	17	0	0	0
	Dance Totals	17	0	0	0
Instrumental Studies	Conducting DMA	0	0	0	1
	Music BA	1	0	0	0
	Performance - BM	10	0	0	0
	Performance Ct	0	0	2	0
	Performance-DMA	0	0	0	9
	Performance-MM	0	9	0	0
	Instrumental Studies Totals	11	9	2	10
Jazz Studies	Jazz Studies - BM	6	0	0	0
	Music MA	0	3	0	0
	Jazz Studies Totals	6	3	0	0
Keyboard Studies	Performance - BM	2	0	0	0
	Performance-DMA	0	0	0	2
	Performance-MM	0	2	0	0
	Keyboard Studies Totals	2	2	0	2
Music Education/Music Therapy	Music BA	1	0	0	0
	Music Education BME	10	0	0	0
	Music Education MME	0	1	0	0
	Music MA	0	4	0	0
	Music Education/Music Therapy Totals	11	5	0	0
Psychology	Music BA	2	0	0	0




Comprehensive Degree Completions Report

Academic Year 2017

[Return to Contents](#)

Conservatory of Music & Dance

		Bachelors	Masters	Graduate Certificate	Doctoral - Research/Scholarship
Psychology	Psychology Totals	2	0	0	0
Vocal Studies	Music - Artist's Certificate	0	0	1	0
	Music BA	2	0	0	0
	Performance - BM	2	0	0	0
	Performance-DMA	0	0	0	1
	Performance-MM	0	2	0	0
	Vocal Studies Totals	4	2	1	1
Conservatory of Music & Dance Totals		56	27	3	20




Comprehensive Degree Completions Report

Academic Year 2017

[Return to Contents](#)

School of Biological Sciences

		Bachelors	Masters
Biology Instructional	Biology BA	20	0
	Biology BS	78	0
	Cell & Molecular Biology MS	0	12
	Biology Instructional Totals	98	12
Chemistry	Biology BA	2	0
	Biology BS	1	0
	Chemistry Totals	3	0
School of Biological Sciences Totals		101	12




Comprehensive Degree Completions Report

Academic Year 2017

[Return to Contents](#)

Bloch School of Management

		Bachelors	Masters	Graduate Certificate	Doctoral - Research/Scholarship
Accountancy	Accounting BS	47	0	0	0
	Accounting MS	0	56	0	0
	Accountancy Totals	47	56	0	0
Business Administration	Business Administration BBA	256	0	0	0
	Business Administration MBA	0	121	0	0
	Business Administration Totals	256	121	0	0
Cookingham Institute	Nonprofit Mgmt and Innov - CT	0	0	2	0
	Public Administration MPA	0	43	0	0
	Urban Policy and Admin - CT	0	0	1	0
	Cookingham Institute Totals	0	43	3	0
Finance	Finance - MS	0	16	0	0
	Finance Totals	0	16	0	0
Global Entrepreneurship	Entrepreneurship & Innov - PhD	0	0	0	2
	Global Entrepreneurship Totals	0	0	0	2
Lewis White Real Estate Center	Entrep Real Estate - MERE	0	1	0	0
	Lewis White Real Estate Center Totals	0	1	0	0
Bloch School of Management Totals		303	237	3	2




Comprehensive Degree Completions Report

Academic Year 2017

[Return to Contents](#)

School of Computing & Engineer

		Bachelors	Masters	Graduate Certificate
Civil & Mechanical Engineering	Civil Engineering BSCIE	25	0	0
	Civil Engineering MS	0	16	0
	Engr & Const Project Mgt CT	0	0	1
	Mechanical Engineering BSME	37	0	0
	Mechanical Engineering MS	0	10	0
	Civil & Mechanical Engineering Totals	62	26	1
Comp Sci & Elect Engr	Computer Science BA	8	0	0
	Computer Science BS	45	0	0
	Computer Science MS	0	171	0
	Electrical & Comp Engr - BS	50	0	0
	Electrical Engineering MS	0	194	0
	Information Technology BIT	12	0	0
	Comp Sci & Elect Engr Totals	115	365	0
Geosciences	Computer Science BS	1	0	0
	Geosciences Totals	1	0	0
School of Computing & Engineer Totals		178	391	1




Comprehensive Degree Completions Report

Academic Year 2017

[Return to Contents](#)

School of Dentistry

		Bachelors	Masters	Graduate Certificate	Doctoral - Professional
Adv Educ in General Dentistry	Ct in Ad. Ed.in Gen Dent	0	0	7	0
	Adv Educ in General Dentistry Totals	0	0	7	0
Dental Hygiene	Dental Hygiene BSDH	35	0	0	0
	Dental Hygiene Education MS	0	1	0	0
	Dental Hygiene Totals	35	1	0	0
Endodontics	Ct in Endodontics	0	0	2	0
	Endodontics Totals	0	0	2	0
Oral and Craniofacial Sciences	Oral & Craniofacial Sciences	0	4	0	0
	Oral and Craniofacial Sciences Totals	0	4	0	0
Oral Pathology, Radiology & Me	Oral Maxillofacial Surg Gr Ct	0	0	3	0
	Oral Pathology, Radiology & Me Totals	0	0	3	0
Ortho &Dentofacial Orthopedics	Ct in Orthot/Dentofac Ortho	0	0	3	0
	Ortho &Dentofacial Orthopedics Totals	0	0	3	0
Periodontics	Ct in Periodontics	0	0	2	0
	Periodontics Totals	0	0	2	0
Restorative Clinical Sciences	Dentistry DDS	0	0	0	105
	Restorative Clinical Sciences Totals	0	0	0	105
School of Dentistry Totals		35	5	17	105




Comprehensive Degree Completions Report

Academic Year 2017

[Return to Contents](#)

School of Education

		Bachelors	Masters	Graduate Certificate	Educational Specialist	Doctoral - Research/Scholarship
Counsel and EducPsychology	Counseling & Guidance EDSP	0	0	0	2	0
	Counseling & Guidance MA	0	30	0	0	0
	Counseling Psychology PhD	0	0	0	0	3
	Counsel and EducPsychology Totals	0	30	0	2	3
Educ Ldr & Policy Fnd	Education EdD	0	0	0	0	5
	Educational Administration EDS	0	0	0	14	0
	Educational Administration MA	0	30	0	0	0
	Educational Foundations CT	0	0	1	0	0
	Educ Ldr & Policy Fnd Totals	0	30	1	14	5
History	Secondary Education BA	3	0	0	0	0
	History Totals	3	0	0	0	0
Teach Educ and Curric Studies	Culturally Resp Pedagogy CT	0	0	1	0	0
	Curriculum & Instruction EDSP	0	0	0	1	0
	Curriculum & Instruction MA	0	55	0	0	0
	Early Childhood Education BA	2	0	0	0	0
	Elementary Education BA	16	0	0	0	0
	Language and Literacy EdSp	0	0	0	3	0
	Language and Literacy MA	0	3	0	0	0
	Middle School Education BA	16	0	0	0	0
	Secondary Education BA	16	0	0	0	0
	Special Education MA	0	2	0	0	0
	Teaching-MA	0	2	0	0	0
	Teach Educ and Curric Studies Totals	50	62	1	4	0
School of Education Totals		53	122	2	20	8




Comprehensive Degree Completions Report

Academic Year 2017

[Return to Contents](#)

School of Graduate Studies

		Graduate Certificate	Doctoral - Research/Scholarship
Graduate Studies	College Tch & Career Prep - CT	6	0
	Interdisciplinary Studies PhD	0	47
	Intrdsc Ldrshp Disable Stdy Ct	3	0
	Graduate Studies Totals	9	47
School of Graduate Studies Totals		9	47




Comprehensive Degree Completions Report

Academic Year 2017

[Return to Contents](#)

School of Law

		Masters	Doctoral - Professional
Law General	Law JD	0	141
	Law LLM	6	0
	Master of Law in Lawyering	6	0
	Taxation LLM	9	0
	Law General Totals	21	141
School of Law Totals		21	141




Comprehensive Degree Completions Report

Academic Year 2017

[Return to Contents](#)

School of Medicine

		Masters	Graduate Certificate	Doctoral - Professional
Anesthesia Program	Anesthesia- MS	9	0	0
	Anesthesia Program Totals	9	0	0
Biomedical/Health Informatics	Bioinformatics - MS	8	0	0
	Clinical Research Certificate	0	5	0
	Biomedical/Health Informatics Totals	8	5	0
Medicine - General	Health Professions Educ CT	0	6	0
	Master of Health Prof Educ	9	0	0
	Medicine-Md MD	0	0	103
	Physician Assistant - MMS	20	0	0
	Medicine - General Totals	29	6	103
School of Medicine Totals		46	11	103




Comprehensive Degree Completions Report

Academic Year 2017

[Return to Contents](#)

School of Nursing & Health St

		Bachelors	Masters	Doctoral - Research/Scholarship
Nursing General	Health Sciences - BHS	96	0	0
	Nursing BSN	130	0	0
	Nursing MSN	0	32	0
	Nursing PhD	0	0	6
	Nursing Practice - DNP	0	0	34
	Nursing General Totals	226	32	40
School of Nursing & Health St Totals		226	32	40




Comprehensive Degree Completions Report

Academic Year 2017

[Return to Contents](#)

School of Nursing & Health St

		Bachelors	Masters	Doctoral - Research/Scholarship
Nursing General	Health Sciences - BHS	96	0	0
	Nursing BSN	130	0	0
	Nursing MSN	0	32	0
	Nursing PhD	0	0	6
	Nursing Practice - DNP	0	0	34
	Nursing General Totals	226	32	40
School of Nursing & Health St Totals		226	32	40



Comprehensive Degree Completions Report

Academic Year 2017

[Return to Contents](#)

School of Pharmacy

		Doctoral - Professional
Pharmacy - General	PHARM-DP	124
Pharmacy - General Totals		124
School of Pharmacy Totals		124