




Comprehensive Degree Completions Report

Academic Year 2016


Prepared by the UMKC Data Warehouse
5100 Rockhill Road
Kansas City, MO 64110
focusroom@umkc.edu



Comprehensive Degree Completions Report

Academic Year 2016

Definitions	3
University Totals	4
Bloch School of Management Degree Counts	5
College of Arts & Sciences Degree Counts	6
Conservatory of Music & Dance Degree Counts	10
School of Biological Sciences Degree Counts	12
Bloch School of Management Degree Counts	13
School of Computing & Engineer Degree Counts	14
School of Dentistry Degree Counts	15
School of Education Degree Counts	16
School of Graduate Studies Degree Counts	18
School of Law Degree Counts	19
School of Medicine Degree Counts	20
School of Nursing & Health St Degree Counts	21
School of Nursing & Health St Degree Counts	22
School of Pharmacy Degree Counts	23



Comprehensive Degree Completions Report

Academic Year 2016

Definitions

In an effort to provide finer breakdowns and groupings, the Office of Institutional Research, Assessment, and Planning is providing the following additional definitions to report users so that they may better utilize the report.

Academic Group

The Academic Group is college or school within the University. Example: College of Arts & Sciences

Academic Organization

An academic organization is a subunit of an academic group; typically a department within a school or college. Example: Public Affairs Department in the Henry W Bloch School of Business and Public Administration.

Academic Career

An academic career is the grouping of academic work within a level of study. This also refers to a grouping of all academic work undertaken by a student that is grouped into a single student record (transcript). The academic careers used at UMKC are Undergraduate, Graduate, Dental, Medical, Pharmacy, and Law. Many times, the last four careers will be summarized as "Professional."

Academic Plan

The Academic Plan is the degree program the student has chosen to study. This also includes all non-degree seekers who will not receive a degree for their coursework, although the coursework will be given credit and accounted for on the student's transcript.

Primary Degree

A student primary degree determines where a student will be counted. Students seeking more than one degree will be counted in the academic plan that has been designated as their primary degree.

Unknown (Gender)

Students who have declined to specify a gender.

Masters (Academic Level)

An award that requires the successful completion of a program of study of at least the full-time equivalent of 1 but not more than 2 academic years of work beyond the bachelor's degree. These counts also include all Graduate Certificates as well.

Doctoral - Research (Academic Level)


A Ph.D. or other doctor's degree that requires advanced work beyond the master's level, including the preparation and defense of a dissertation based on original research, or the planning and execution of an original project demonstrating substantial artistic or scholarly achievement. Some examples of this type of degree may include Ed.D., D.M.A., D.B.A., D.Sc., D.A., or D.M., and others, as designated by the awarding institution. Abbreviation - DOC - RSRCH

Doctoral - Professional (Academic Level)

A doctor's degree that is conferred upon completion of a program providing the knowledge and skills for the recognition, credential, or license required for professional practice. The degree is awarded after a period of study such that the total time to the degree, including both pre-professional and professional preparation, equals at least six full-time equivalent academic years. Some of these degrees were formerly classified as "first-professional" and may include: Chiropractic (D.C. or D.C.M.); Dentistry (D.D.S. or D.M.D.); Law (L.L.B. or J.D.); Medicine (M.D.); Optometry (O.D.); Osteopathic Medicine (D.O.); Pharmacy (Pharm.D.); Podiatry (D.P.M., Pod.D., D.P.); or, Veterinary Medicine (D.V.M.), and others, as designated by the awarding institution. Abbreviation - DOC - PROF.

Asian Underrepresented (Ethnicity)

Students in this category self identify as Asian but are not from one of the major ethnic sub-populations of Chinese, Filipino, Japanese, Korean, Asian Indian or Thai.




Comprehensive Degree Completions Report

Academic Year 2016

[Return to Contents](#)

	Undergraduate Certificate	Bachelors	Masters	Graduate Certificate	Educational Specialist	Doctoral - Research/Scholarship	Doctoral - Professional	Total
Non Res International	0	56	544	2	1	29	1	633
Asian	0	94	26	8	0	5	59	192
Hispanic/Latino	0	110	38	4	2	3	24	181
Not Specified	0	86	41	4	2	10	15	158
Multiple Race/Ethnicity	0	53	16	1	1	1	5	77
White	6	1083	486	46	20	70	338	2049
Asian (underrepresented)	0	21	3	0	0	0	12	36
American Indian/Alaska Native	0	6	1	0	0	0	2	9
Black/African American	0	229	57	6	6	2	24	324
Native Hawaiian or Other Pacific Islander	0	3	1	0	0	0	0	4
Total by Ethnicity	6	1741	1213	71	32	120	480	3663
Female	2	1020	585	37	23	63	238	1968
Male	4	721	628	34	9	57	242	1695
Total by Gender	6	1741	1213	71	32	120	480	3663




Comprehensive Degree Completions Report

Academic Year 2016

[Return to Contents](#)

Bloch School of Management

		Bachelors	Masters	Graduate Certificate	Doctoral - Research/Scholarship
Accountancy	Accounting BS	56	0	0	0
	Accounting MS	0	61	0	0
	Accountancy Totals	56	61	0	0
Business Administration	Business Administration BBA	251	0	0	0
	Business Administration MBA	0	114	0	0
	Business Administration Totals	251	114	0	0
Cookingham Institute	Public Administration MPA	0	19	0	0
	Cookingham Institute Totals	0	19	0	0
Finance	Finance - MS	0	26	0	0
	Finance Totals	0	26	0	0
Global Entrepreneurship	Entrep Real Estate - MERE	0	7	0	0
	Entrepreneurship & Innov - PhD	0	0	0	2
	Global Entrepreneurship Totals	0	7	0	2
Public Affairs	Nonprofit Mgmt and Innov - CT	0	0	3	0
	Public Administration MPA	0	21	0	0
	Public Affairs Totals	0	21	3	0
Bloch School of Management Totals		307	248	3	2




Comprehensive Degree Completions Report

Academic Year 2016

[Return to Contents](#)

College of Arts & Sciences

		Bachelors	Masters	Graduate Certificate	Undergraduate Certificate	Doctoral - Research/Scholarship
Archit & Urban Plan & Design	Urban Planning & Design- BA	5	0	0	0	0
	Urban Studies BA	5	0	0	0	0
	Archit & Urban Plan & Design Totals	10	0	0	0	0
Art & Art History	Art History BA	4	0	0	0	0
	Art History MA	0	9	0	0	0
	Studio Art BA	27	0	0	0	0
	Studio Art MA	0	4	0	0	0
	Art & Art History Totals	31	13	0	0	0
Biology Instructional	Chemistry BA	1	0	0	0	0
	Biology Instructional Totals	1	0	0	0	0
Chemistry	Chemistry BA	75	0	0	0	0
	Chemistry BS	10	0	0	0	0
	Chemistry MS	0	7	0	0	0
	Chemistry Totals	85	7	0	0	0
Communications Studies	Communication Studies BA	89	0	0	0	0
	Philosophy BA	1	0	0	0	0
	Political Science BA	1	0	0	0	0
	Sociology BA	1	0	0	0	0
	Communications Studies Totals	92	0	0	0	0
Criminal Justice & Criminology	Crim Justice & Criminology BA	17	0	0	0	0
	Crim Justice & Criminology-MS	0	5	0	0	0
	Criminal Justice & Criminology Totals	17	5	0	0	0
Criminal Justics & Criminology	Crim Justice & Criminology BA	29	0	0	0	0
	Crim Justice & Criminology-MS	0	1	0	0	0
	Psychology BA	1	0	0	0	0
	Criminal Justics & Criminology Totals	30	1	0	0	0
Economics	Economics BA	14	0	0	0	0




Comprehensive Degree Completions Report

Academic Year 2016

[Return to Contents](#)

College of Arts & Sciences

		Bachelors	Masters	Graduate Certificate	Undergraduate Certificate	Doctoral - Research/Scholarship
Economics	Economics MA	0	32	0	0	0
	Economics Totals	14	32	0	0	0
English Language & Literature	Communication Studies BA	1	0	0	0	0
	Creative Wri & Media Arts -MFA	0	9	0	0	0
	English BA	35	0	0	0	0
	English MA	0	3	0	0	0
	Teaching of Writing CT	0	0	5	0	0
	English Language & Literature Totals	36	12	5	0	0
Foreign Languages & Literature	Chemistry BA	2	0	0	0	0
	Communication Studies BA	1	0	0	0	0
	Crim Justice & Criminology BA	1	0	0	0	0
	French BA	2	0	0	0	0
	History BA	1	0	0	0	0
	Languages and Literatures BA	13	0	0	0	0
	Romance Languages & Lit - MA	0	7	0	0	0
	Sociology BA	1	0	0	0	0
	Spanish BA	6	0	0	0	0
	Foreign Languages & Literature Totals	27	7	0	0	0
Geosciences	Environ & Urban Geosciences MS	0	3	0	0	0
	Environmental Science BS	21	0	0	0	0
	Environmental Studies BA	7	0	0	0	0
	Geographic Info Systems - CT	0	0	6	0	0
	Geographic Info Systems CT	0	0	0	6	0
	Geography BA	1	0	0	0	0
	Geography BS	3	0	0	0	0
	Geology BA	1	0	0	0	0
	Geology BS	5	0	0	0	0




Comprehensive Degree Completions Report

Academic Year 2016

[Return to Contents](#)

College of Arts & Sciences

		Bachelors	Masters	Graduate Certificate	Undergraduate Certificate	Doctoral - Research/Scholarship
Geosciences	Geosciences Totals	38	3	6	6	0
History	Crim Justice & Criminology BA	1	0	0	0	0
	History BA	23	0	0	0	0
	History MA	0	8	0	0	0
	Holocaust Studies-CT	0	0	1	0	0
	History Totals	24	8	1	0	0
KA&S - General	Black Studies CT	0	0	1	0	0
	Gerontology - CT	0	0	2	0	0
	Liberal Arts BLA	173	0	0	0	0
	Liberal Studies MA	0	2	0	0	0
	KA&S - General Totals	173	2	3	0	0
Mathematics & Statistics	Mathematics & Statistics BA	8	0	0	0	0
	Mathematics & Statistics BS	12	0	0	0	0
	Mathematics & Statistics MS	0	1	0	0	0
	Statistics MS	0	5	0	0	0
	Mathematics & Statistics Totals	20	6	0	0	0
Philosophy	Crim Justice & Criminology BA	1	0	0	0	0
	History BA	1	0	0	0	0
	Philosophy BA	11	0	0	0	0
	Psychology BA	2	0	0	0	0
	Sociology BA	1	0	0	0	0
	Philosophy Totals	16	0	0	0	0
Physics & Astronomy	Physics BA	2	0	0	0	0
	Physics BS	8	0	0	0	0
	Physics MS	0	19	0	0	0
	Physics & Astronomy Totals	10	19	0	0	0
Political Science	Communication Studies BA	1	0	0	0	0




Comprehensive Degree Completions Report

Academic Year 2016

[Return to Contents](#)

College of Arts & Sciences

		Bachelors	Masters	Graduate Certificate	Undergraduate Certificate	Doctoral - Research/Scholarship
Political Science	Political Science BA	16	0	0	0	0
	Political Science Totals	17	0	0	0	0
Psychology	Chemistry BA	3	0	0	0	0
	Communication Studies BA	1	0	0	0	0
	Crim Justice & Criminology BA	4	0	0	0	0
	Psychology BA	91	0	0	0	0
	Psychology MA	0	4	0	0	0
	Psychology PhD	0	0	0	0	3
	Psychology Totals	99	4	0	0	3
Social Work	Social Work MSW	0	59	0	0	0
	Social Work Totals	0	59	0	0	0
Sociology	Psychology BA	1	0	0	0	0
	Sociology BA	19	0	0	0	0
	Sociology Totals	20	0	0	0	0
Theatre	Theatre BA	6	0	0	0	0
	Theatre MA	0	8	0	0	0
	Theatre: Design & Tech MFA	0	19	0	0	0
	Theatre: Acting & Directing-MFA	0	6	0	0	0
	Theatre Totals	6	33	0	0	0
College of Arts & Sciences Totals		766	211	15	6	3




Comprehensive Degree Completions Report

Academic Year 2016

[Return to Contents](#)

Conservatory of Music & Dance

		Bachelors	Masters	Graduate Certificate	Doctoral - Research/Scholarship
Composition, Music Theory, Mus	Music Composition BM	3	0	0	0
	Music Composition DMA	0	0	0	6
	Music Composition MM	0	6	0	0
	Music Theory BM	1	0	0	0
	Music Theory MM	0	1	0	0
	Musicology - MM	0	2	0	0
	Composition, Music Theory, Mus Totals	4	9	0	6
Conservatory - General	Music BA	1	0	0	0
	Conservatory - General Totals	1	0	0	0
Dance	Dance BFA	14	0	0	0
	Dance Totals	14	0	0	0
Instrumental Studies	Conducting DMA	0	0	0	2
	Conducting MM	0	1	0	0
	Music - Artist's Certificate	0	0	1	0
	Music BA	2	0	0	0
	Music MA	0	1	0	0
	Performance - BM	4	0	0	0
	Performance-DMA	0	0	0	12
	Performance-MM	0	15	0	0
Instrumental Studies Totals	6	17	1	14	
Jazz Studies	Jazz Studies - BM	5	0	0	0
	Music MA	0	3	0	0
	Jazz Studies Totals	5	3	0	0
Keyboard Studies	Performance-MM	0	3	0	0
	Keyboard Studies Totals	0	3	0	0
Music Education/Music Therapy	Music BA	2	0	0	0
	Music Education BME	14	0	0	0




Comprehensive Degree Completions Report

Academic Year 2016

[Return to Contents](#)

Conservatory of Music & Dance

		Bachelors	Masters	Graduate Certificate	Doctoral - Research/Scholarship
Music Education/Music Therapy	Music Education MME	0	3	0	0
	Music MA	0	4	0	0
	Music Education/Music Therapy Totals	16	7	0	0
Vocal Studies	Conducting DMA	0	0	0	2
	Conducting MM	0	1	0	0
	Music BA	2	0	0	0
	Music MA	0	1	0	0
	Performance - BM	4	0	0	0
	Performance-DMA	0	0	0	4
	Performance-MM	0	8	0	0
	Vocal Studies Totals	6	10	0	6
Conservatory of Music & Dance Totals		52	49	1	26




Comprehensive Degree Completions Report

Academic Year 2016

[Return to Contents](#)

School of Biological Sciences

		Bachelors	Masters
Biology General	Biology BA	2	0
	Biology BS	10	0
	Cell & Molecular Biology MS	0	4
	Biology General Totals	12	4
Biology Instructional	Biology BA	13	0
	Biology BS	58	0
	Cell & Molecular Biology MS	0	8
	Biology Instructional Totals	71	8
Chemistry	Biology BA	3	0
	Chemistry Totals	3	0
Philosophy	Biology BA	1	0
	Philosophy Totals	1	0
School of Biological Sciences Totals		87	12




Comprehensive Degree Completions Report

Academic Year 2016

[Return to Contents](#)

Bloch School of Management

		Bachelors	Masters	Graduate Certificate	Doctoral - Research/Scholarship
Accountancy	Accounting BS	56	0	0	0
	Accounting MS	0	61	0	0
	Accountancy Totals	56	61	0	0
Business Administration	Business Administration BBA	251	0	0	0
	Business Administration MBA	0	114	0	0
	Business Administration Totals	251	114	0	0
Cookingham Institute	Public Administration MPA	0	19	0	0
	Cookingham Institute Totals	0	19	0	0
Finance	Finance - MS	0	26	0	0
	Finance Totals	0	26	0	0
Global Entrepreneurship	Entrep Real Estate - MERE	0	7	0	0
	Entrepreneurship & Innov - PhD	0	0	0	2
	Global Entrepreneurship Totals	0	7	0	2
Public Affairs	Nonprofit Mgmt and Innov - CT	0	0	3	0
	Public Administration MPA	0	21	0	0
	Public Affairs Totals	0	21	3	0
Bloch School of Management Totals		307	248	3	2




Comprehensive Degree Completions Report

Academic Year 2016

[Return to Contents](#)

School of Computing & Engineer

		Bachelors	Masters	Graduate Certificate
Civil & Mechanical Engineering	Civil Engineering BSCIE	21	0	0
	Civil Engineering MS	0	13	0
	Engr & Const Project Mgt CT	0	0	2
	Mechanical Engineering BSME	33	0	0
	Mechanical Engineering MS	0	9	0
	Civil & Mechanical Engineering Totals	54	22	2
Comp Sci & Elect Engr	Computer Science BA	5	0	0
	Computer Science BS	46	0	0
	Computer Science MS	0	164	0
	Electrical & Comp Engr - BS	48	0	0
	Electrical Engineering MS	0	260	0
	Information Technology BIT	8	0	0
	Comp Sci & Elect Engr Totals	107	424	0
Mathematics & Statistics	Computer Science BS	1	0	0
	Mathematics & Statistics Totals	1	0	0
Physics & Astronomy	Electrical & Comp Engr - BS	1	0	0
	Physics & Astronomy Totals	1	0	0
School of Computing & Engineer Totals		163	446	2




Comprehensive Degree Completions Report

Academic Year 2016

[Return to Contents](#)

School of Dentistry

		Bachelors	Masters	Graduate Certificate	Doctoral - Professional
Adv Educ in General Dentistry	Ct in Ad. Ed.in Gen Dent	0	0	6	0
	Adv Educ in General Dentistry Totals	0	0	6	0
Dental Hygiene	Dental Hygiene BSDH	30	0	0	0
	Dental Hygiene Education MS	0	1	0	0
	Dental Hygiene Totals	30	1	0	0
Endodontics	Ct in Endodontics	0	0	2	0
	Endodontics Totals	0	0	2	0
Oral and Craniofacial Sciences	Oral & Craniofacial Sciences	0	5	0	0
	Oral and Craniofacial Sciences Totals	0	5	0	0
Oral Pathology, Radiology & Me	Oral Maxillofacial Surg Gr Ct	0	0	4	0
	Oral Pathology, Radiology & Me Totals	0	0	4	0
Ortho &Dentofacial Orthopedics	Ct in Orthot/Dentofac Ortho	0	0	3	0
	Ortho &Dentofacial Orthopedics Totals	0	0	3	0
Periodontics	Ct in Periodontics	0	0	2	0
	Periodontics Totals	0	0	2	0
Restorative Clinical Sciences	Dentistry DDS	0	0	0	105
	Restorative Clinical Sciences Totals	0	0	0	105
School of Dentistry Totals		30	6	17	105




Comprehensive Degree Completions Report

Academic Year 2016

[Return to Contents](#)

School of Education

		Bachelors	Masters	Graduate Certificate	Educational Specialist	Doctoral - Research/Scholarship
Art & Art History	Secondary Education BA	1	0	0	0	0
	Art & Art History Totals	1	0	0	0	0
Counsel and EducPsychology	Counseling & Guidance EDSP	0	0	0	3	0
	Counseling & Guidance MA	0	36	0	0	0
	Counseling Psychology PhD	0	0	0	0	8
	Counsel and EducPsychology Totals	0	36	0	3	8
Curriculum and Instruct Ldrshp	Curriculum & Instruction EDSP	0	0	0	1	0
	Curriculum & Instruction MA	0	11	0	0	0
	Early Childhood Education BA	1	0	0	0	0
	Elementary Education BA	6	0	0	0	0
	Language and Literacy EdSp	0	0	0	4	0
	Language and Literacy MA	0	5	0	0	0
	Middle School Education BA	3	0	0	0	0
	Secondary Education BA	5	0	0	0	0
	Curriculum and Instruct Ldrshp Totals	15	16	0	5	0
Educ Ldr & Policy Fnd	Education EdD	0	0	0	0	5
	Educational Administration EDS	0	0	0	17	0
	Educational Administration MA	0	23	0	0	0
	Educational Foundations CT	0	0	1	0	0
	Educ Ldr & Policy Fnd Totals	0	23	1	17	5
English Language & Literature	Secondary Education BA	1	0	0	0	0
	English Language & Literature Totals	1	0	0	0	0
Teach Educ and Curric Studies	Culturally Resp Pedagogy CT	0	0	16	0	0
	Curriculum & Instruction EDSP	0	0	0	4	0
	Curriculum & Instruction MA	0	70	0	0	0
	Early Childhood Education BA	11	0	0	0	0
	Elementary Education BA	17	0	0	0	0




Comprehensive Degree Completions Report

Academic Year 2016

[Return to Contents](#)

School of Education

		Bachelors	Masters	Graduate Certificate	Educational Specialist	Doctoral - Research/Scholarship
Teach Educ and Curric Studies	Language and Literacy EdSp	0	0	0	3	0
	Language and Literacy MA	0	2	0	0	0
	Middle School Education BA	8	0	0	0	0
	Reading Intervention CT	0	0	1	0	0
	Secondary Education BA	13	0	0	0	0
	Special Education MA	0	5	0	0	0
	Teach Educ and Curric Studies Totals	49	77	17	7	0
School of Education Totals	66	152	18	32	13	




Comprehensive Degree Completions Report

Academic Year 2016

[Return to Contents](#)

School of Graduate Studies

		Graduate Certificate	Doctoral - Research/Scholarship
Graduate Studies	College Tch & Career Prep - CT	5	0
	Interdisciplinary Studies PhD	0	48
	Intrdsc Ldrshp Disable Stdy Ct	4	0
	Graduate Studies Totals	9	48
School of Graduate Studies Totals		9	48




Comprehensive Degree Completions Report

Academic Year 2016

[Return to Contents](#)

School of Law

		Masters	Doctoral - Professional
Law General	Law JD	0	159
	Law LLM	18	0
	Master of Law in Lawyering	1	0
	Taxation LLM	6	0
	Law General Totals	25	159
School of Law Totals		25	159




Comprehensive Degree Completions Report

Academic Year 2016

[Return to Contents](#)

School of Medicine

		Masters	Graduate Certificate	Doctoral - Professional
Allied Health Program	Pediatric & Congenital CV CT	0	1	0
	Allied Health Program Totals	0	1	0
Anesthesia Program	Anesthesia- MS	9	0	0
	Anesthesia Program Totals	9	0	0
Biomedical/Health Informatics	Bioinformatics - MS	8	0	0
	Clinical Research Certificate	0	4	0
	Biomedical/Health Informatics Totals	8	4	0
Medicine - General	Health Professions Educ CT	0	1	0
	Master of Health Prof Educ	6	0	0
	Medicine-Md MD	0	0	94
	Physician Assistant - MMS	14	0	0
	Medicine - General Totals	20	1	94
School of Medicine Totals		37	6	94




Comprehensive Degree Completions Report

Academic Year 2016

[Return to Contents](#)

School of Nursing & Health St

		Bachelors	Masters	Doctoral - Research/Scholarship
Nursing General	Health Sciences - BHS	91	0	0
	Nursing BSN	179	0	0
	Nursing MSN	0	27	0
	Nursing PhD	0	0	3
	Nursing Practice - DNP	0	0	25
	Nursing General Totals	270	27	28
School of Nursing & Health St Totals		270	27	28




Comprehensive Degree Completions Report

Academic Year 2016

[Return to Contents](#)

School of Nursing & Health St

		Bachelors	Masters	Doctoral - Research/Scholarship
Nursing General	Health Sciences - BHS	91	0	0
	Nursing BSN	179	0	0
	Nursing MSN	0	27	0
	Nursing PhD	0	0	3
	Nursing Practice - DNP	0	0	25
	Nursing General Totals	270	27	28
School of Nursing & Health St Totals		270	27	28



Comprehensive Degree Completions Report

Academic Year 2016

[Return to Contents](#)

School of Pharmacy

		Doctoral - Professional
Pharmacy - General	PHARM-DP	122
Pharmacy - General Totals		122
School of Pharmacy Totals		122