




Comprehensive Degree Completions Report

Academic Year 2014


Prepared by the UMKC Data Warehouse
5100 Rockhill Road
Kansas City, MO 64110
focusroom@umkc.edu



Comprehensive Degree Completions Report

Academic Year 2014

Definitions	3
University Totals	4
Bloch School of Management Degree Counts	5
College of Arts & Sciences Degree Counts	6
Conservatory of Music & Dance Degree Counts	10
School of Biological Sciences Degree Counts	12
Bloch School of Management Degree Counts	13
School of Computing & Engineer Degree Counts	14
School of Dentistry Degree Counts	15
School of Education Degree Counts	16
School of Graduate Studies Degree Counts	17
School of Law Degree Counts	18
School of Medicine Degree Counts	19
School of Nursing & Health St Degree Counts	20
School of Nursing & Health St Degree Counts	21
School of Pharmacy Degree Counts	22



Comprehensive Degree Completions Report

Academic Year 2014

Definitions

In an effort to provide finer breakdowns and groupings, the Office of Institutional Research, Assessment, and Planning is providing the following additional definitions to report users so that they may better utilize the report.

Academic Group

The Academic Group is college or school within the University. Example: College of Arts & Sciences

Academic Organization

An academic organization is a subunit of an academic group; typically a department within a school or college. Example: Public Affairs Department in the Henry W Bloch School of Business and Public Administration.

Academic Career

An academic career is the grouping of academic work within a level of study. This also refers to a grouping of all academic work undertaken by a student that is grouped into a single student record (transcript). The academic careers used at UMKC are Undergraduate, Graduate, Dental, Medical, Pharmacy, and Law. Many times, the last four careers will be summarized as "Professional."

Academic Plan

The Academic Plan is the degree program the student has chosen to study. This also includes all non-degree seekers who will not receive a degree for their coursework, although the coursework will be given credit and accounted for on the student's transcript.

Primary Degree

A student primary degree determines where a student will be counted. Students seeking more than one degree will be counted in the academic plan that has been designated as their primary degree.

Unknown (Gender)

Students who have declined to specify a gender.

Masters (Academic Level)

An award that requires the successful completion of a program of study of at least the full-time equivalent of 1 but not more than 2 academic years of work beyond the bachelor's degree. These counts also include all Graduate Certificates as well.

Doctoral - Research (Academic Level)


A Ph.D. or other doctor's degree that requires advanced work beyond the master's level, including the preparation and defense of a dissertation based on original research, or the planning and execution of an original project demonstrating substantial artistic or scholarly achievement. Some examples of this type of degree may include Ed.D., D.M.A., D.B.A., D.Sc., D.A., or D.M., and others, as designated by the awarding institution. Abbreviation - DOC - RSRCH

Doctoral - Professional (Academic Level)

A doctor's degree that is conferred upon completion of a program providing the knowledge and skills for the recognition, credential, or license required for professional practice. The degree is awarded after a period of study such that the total time to the degree, including both pre-professional and professional preparation, equals at least six full-time equivalent academic years. Some of these degrees were formerly classified as "first-professional" and may include: Chiropractic (D.C. or D.C.M.); Dentistry (D.D.S. or D.M.D.); Law (L.L.B. or J.D.); Medicine (M.D.); Optometry (O.D.); Osteopathic Medicine (D.O.); Pharmacy (Pharm.D.); Podiatry (D.P.M., Pod.D., D.P.); or, Veterinary Medicine (D.V.M.), and others, as designated by the awarding institution. Abbreviation - DOC - PROF.

Asian Underrepresented (Ethnicity)

Students in this category self identify as Asian but are not from one of the major ethnic sub-populations of Chinese, Filipino, Japanese, Korean, Asian Indian or Thai.




Comprehensive Degree Completions Report

Academic Year 2014

[Return to Contents](#)

	Bachelors	Masters	Graduate Certificate	Educational Specialist	Doctoral - Research/Scholarship	Doctoral - Professional	Total
Non Res International	51	173	1	0	37	4	266
Asian	116	22	1	1	1	67	208
Hispanic/Latino	109	45	0	3	3	12	172
Asian (underrepresented)	22	5	0	0	0	3	30
White	1150	621	27	18	56	327	2199
Not Specified	118	75	1	1	10	29	234
Multiple Race/Ethnicity	26	7	1	0	0	2	36
American Indian/Alaska Native	6	1	0	0	0	2	9
Black/African American	204	78	2	12	9	13	318
Native Hawaiian or Other Pacific Islander	1	1	0	0	0	0	2
Total by Ethnicity	1803	1028	33	35	116	459	3474
Female	1098	591	13	29	67	201	1999
Male	705	437	20	6	49	258	1475
Total by Gender	1803	1028	33	35	116	459	3474




Comprehensive Degree Completions Report

Academic Year 2014

[Return to Contents](#)

Bloch School of Management

		Bachelors	Masters	Doctoral - Research/Scholarship
Accountancy	Accounting BS	40	0	0
	Accounting MS	0	55	0
	Accountancy Totals	40	55	0
Business Administration	Business Administration BBA	236	0	0
	Business Administration MBA	0	159	0
	Business Administration Totals	236	159	0
Finance	Finance - MS	0	27	0
	Finance Totals	0	27	0
Global Entrepreneurship	Entrep Real Estate - MERE	0	11	0
	Entrepreneurship & Innov - PhD	0	0	1
	Global Entrepreneurship Totals	0	11	1
Public Affairs	Public Administration MPA	0	40	0
	Public Affairs Totals	0	40	0
Bloch School of Management Totals		276	292	1




Comprehensive Degree Completions Report

Academic Year 2014

[Return to Contents](#)

College of Arts & Sciences

		Bachelors	Masters	Graduate Certificate	Doctoral - Research/Scholarship
Archit & Urban Plan & Design	Urban Planning & Design- BA	8	0	0	0
	Archit & Urban Plan & Design Totals	8	0	0	0
Art & Art History	Art History BA	3	0	0	0
	Art History MA	0	10	0	0
	Studio Art BA	28	0	0	0
	Studio Art MA	0	1	0	0
	Art & Art History Totals	31	11	0	0
Chemistry	Chemistry BA	90	0	0	0
	Chemistry BS	16	0	0	0
	Chemistry MS	0	4	0	0
	Chemistry Totals	106	4	0	0
Communications Studies	Communication Studies BA	104	0	0	0
	Crim Justice & Criminology BA	1	0	0	0
	Psychology BA	1	0	0	0
	Spanish BA	2	0	0	0
	Theatre BA	1	0	0	0
	Communications Studies Totals	109	0	0	0
Criminal Justics & Criminology	Chemistry BA	1	0	0	0
	Crim Justice & Criminology BA	47	0	0	0
	Crim Justice & Criminology-MS	0	8	0	0
	Psychology BA	2	0	0	0
	Criminal Justics & Criminology Totals	50	8	0	0
Economics	Economics BA	24	0	0	0
	Economics MA	0	36	0	0
	Economics Totals	24	36	0	0
English Language & Literature	Communication Studies BA	1	0	0	0
	Creative Wri & Media Arts -MFA	0	4	0	0




Comprehensive Degree Completions Report

Academic Year 2014

[Return to Contents](#)

College of Arts & Sciences

		Bachelors	Masters	Graduate Certificate	Doctoral - Research/Scholarship
English Language & Literature	English BA	54	0	0	0
	English MA	0	12	0	0
	History BA	2	0	0	0
	Teaching of Writing CT	0	0	1	0
	English Language & Literature Totals	57	16	1	0
Foreign Languages & Literature	Chemistry BA	4	0	0	0
	Communication Studies BA	2	0	0	0
	Environmental Studies BA	1	0	0	0
	French BA	1	0	0	0
	Languages and Literatures BA	2	0	0	0
	Psychology BA	2	0	0	0
	Romance Languages & Lit - MA	0	8	0	0
	Sociology BA	1	0	0	0
	Spanish BA	11	0	0	0
	Foreign Languages & Literature Totals	24	8	0	0
Geosciences	Environ & Urban Geosciences MS	0	3	0	0
	Environmental Science BS	19	0	0	0
	Environmental Studies BA	8	0	0	0
	Geography BA	2	0	0	0
	Geography BS	7	0	0	0
	Geology BA	1	0	0	0
	Geology BS	3	0	0	0
	Waste Management Certificate	0	0	1	0
Geosciences Totals	40	3	1	0	
History	History BA	22	0	0	0
	History MA	0	10	0	0
	Spanish BA	1	0	0	0




Comprehensive Degree Completions Report

Academic Year 2014

[Return to Contents](#)

College of Arts & Sciences

		Bachelors	Masters	Graduate Certificate	Doctoral - Research/Scholarship
History	History Totals	23	10	0	0
KA&S - General	Gerontology - CT	0	0	1	0
	Liberal Arts BLA	213	0	0	0
	Liberal Studies MA	0	2	0	0
	Urban Studies BA	6	0	0	0
	KA&S - General Totals	219	2	1	0
Mathematics & Statistics	Mathematics & Statistics BA	3	0	0	0
	Mathematics & Statistics BS	11	0	0	0
	Mathematics & Statistics MS	0	7	0	0
	Mathematics MS	0	1	0	0
	Mathematics & Statistics Totals	14	8	0	0
Philosophy	French BA	1	0	0	0
	Philosophy BA	14	0	0	0
	Political Science BA	2	0	0	0
	Psychology BA	3	0	0	0
	Philosophy Totals	20	0	0	0
Physics & Astronomy	Physics BS	4	0	0	0
	Physics MS	0	5	0	0
	Physics & Astronomy Totals	4	5	0	0
Political Science	Economics BA	1	0	0	0
	History BA	1	0	0	0
	Political Science BA	23	0	0	0
	Political Science MA	0	9	0	0
	Political Science Totals	25	9	0	0
Psychology	Chemistry BA	3	0	0	0
	Crim Justice & Criminology BA	2	0	0	0
	History BA	1	0	0	0




Comprehensive Degree Completions Report

Academic Year 2014

[Return to Contents](#)

College of Arts & Sciences

		Bachelors	Masters	Graduate Certificate	Doctoral - Research/Scholarship
Psychology	Psychology BA	90	0	0	0
	Psychology MA	0	4	0	0
	Psychology PhD	0	0	0	7
	Sociology BA	1	0	0	0
	Spanish BA	1	0	0	0
	Psychology Totals	98	4	0	7
Social Work	Social Work MSW	0	71	0	0
	Social Work Totals	0	71	0	0
Sociology	Crim Justice & Criminology BA	2	0	0	0
	Psychology BA	1	0	0	0
	Sociology BA	29	0	0	0
	Sociology MA	0	1	0	0
	Sociology Totals	32	1	0	0
Theatre	Theatre BA	11	0	0	0
	Theatre MA	0	3	0	0
	Theatre: Design & Tech MFA	0	20	0	0
	Theatre:Acting & Directing-MFA	0	8	0	0
	Theatre Totals	11	31	0	0
College of Arts & Sciences Totals		895	227	3	7




Comprehensive Degree Completions Report

Academic Year 2014

[Return to Contents](#)

Conservatory of Music & Dance

		Bachelors	Masters	Graduate Certificate	Doctoral - Research/Scholarship
Composition, Music Theory, Mus	Music Composition BM	2	0	0	0
	Music Composition DMA	0	0	0	7
	Music Composition MM	0	2	0	0
	Music Theory BM	1	0	0	0
	Musicology - MM	0	3	0	0
	Composition, Music Theory, Mus Totals	3	5	0	7
Conservatory - General	Conducting DMA	0	0	0	3
	Conducting MM	0	1	0	0
	Music - Artist's Certificate	0	0	5	0
	Music BA	10	0	0	0
	Conservatory - General Totals	10	1	5	3
Dance	Dance BFA	9	0	0	0
	Dance Totals	9	0	0	0
Instrumental Studies	Performance - BM	6	0	0	0
	Performance-DMA	0	0	0	5
	Performance-MM	0	11	0	0
	Instrumental Studies Totals	6	11	0	5
Jazz Studies	Jazz Studies - BM	4	0	0	0
	Jazz Studies Totals	4	0	0	0
Keyboard Studies	Performance - BM	2	0	0	0
	Performance Ct	0	0	1	0
	Performance-DMA	0	0	0	2
	Performance-MM	0	1	0	0
	Keyboard Studies Totals	2	1	1	2
Music Education/Music Therapy	Music Education BME	6	0	0	0
	Music Education MME	0	2	0	0
	Music MA	0	1	0	0




Comprehensive Degree Completions Report

Academic Year 2014

[Return to Contents](#)

Conservatory of Music & Dance

		Bachelors	Masters	Graduate Certificate	Doctoral - Research/Scholarship
Music Education/Music Therapy	Music Education/Music Therapy Totals	6	3	0	0
Vocal Studies	Performance - BM	3	0	0	0
	Performance-DMA	0	0	0	1
	Performance-MM	0	4	0	0
	Vocal Studies Totals	3	4	0	1
Conservatory of Music & Dance Totals		43	25	6	18




Comprehensive Degree Completions Report

Academic Year 2014

[Return to Contents](#)

School of Biological Sciences

		Bachelors	Masters
Biology General	Biology BA	20	0
	Biology BS	71	0
	Biology MA	0	15
	Cell & Molecular Biology MS	0	9
	Biology General Totals	91	24
Chemistry	Biology BA	6	0
	Biology BS	1	0
	Chemistry Totals	7	0
NA	Biology BA	1	0
	NA Totals	1	0
School of Biological Sciences Totals		99	24




Comprehensive Degree Completions Report

Academic Year 2014

[Return to Contents](#)

Bloch School of Management

		Bachelors	Masters	Doctoral - Research/Scholarship
Accountancy	Accounting BS	40	0	0
	Accounting MS	0	55	0
	Accountancy Totals	40	55	0
Business Administration	Business Administration BBA	236	0	0
	Business Administration MBA	0	159	0
	Business Administration Totals	236	159	0
Finance	Finance - MS	0	27	0
	Finance Totals	0	27	0
Global Entrepreneurship	Entrep Real Estate - MERE	0	11	0
	Entrepreneurship & Innov - PhD	0	0	1
	Global Entrepreneurship Totals	0	11	1
Public Affairs	Public Administration MPA	0	40	0
	Public Affairs Totals	0	40	0
Bloch School of Management Totals		276	292	1




Comprehensive Degree Completions Report

Academic Year 2014

[Return to Contents](#)

School of Computing & Engineer

		Bachelors	Masters	Graduate Certificate
Civil & Mechanical Engineering	Civil Engineering BSCIE	18	0	0
	Civil Engineering MS	0	8	0
	Engr & Const Project Mgt CT	0	0	2
	Mechanical Engineering BSME	40	0	0
	Mechanical Engineering MS	0	9	0
	Civil & Mechanical Engineering Totals	58	17	2
Comp Sci & Elect Engr	Computer Science BA	1	0	0
	Computer Science BS	15	0	0
	Computer Science MS	0	44	0
	Electrical & Comp Engr - BS	23	0	0
	Electrical Engineering MS	0	63	0
	Information Technology BIT	8	0	0
	Comp Sci & Elect Engr Totals	47	107	0
School of Computing & Engineer Totals		105	124	2




Comprehensive Degree Completions Report

Academic Year 2014

[Return to Contents](#)

School of Dentistry

		Bachelors	Masters	Graduate Certificate	Doctoral - Professional
Adv Educ Genrl Dent-Res	Ct in Ad. Ed.in Gen Dent	0	0	7	0
	Adv Educ Genrl Dent-Res Totals	0	0	7	0
Dental Hygiene	Dental Hygiene BSDH	30	0	0	0
	Dental Hygiene Totals	30	0	0	0
Dental Instruction - DDS	Dentistry DDS	0	0	0	103
	Dental Instruction - DDS Totals	0	0	0	103
Endodontics -Residency	Ct in Endodontics	0	0	2	0
	Endodontics -Residency Totals	0	0	2	0
Oral & Craniofacial Sciences	Oral & Craniofacial Sciences	0	4	0	0
	Oral & Craniofacial Sciences Totals	0	4	0	0
Oral Path Med, & Rad - Res	Oral Maxillofacial Surg Gr Ct	0	0	3	0
	Oral Path Med, & Rad - Res Totals	0	0	3	0
Orthodontics - Residency	Ct in Orthot/Dentofac Ortho	0	0	3	0
	Orthodontics - Residency Totals	0	0	3	0
Periodontics - Residency	Ct in Periodontics	0	0	2	0
	Periodontics - Residency Totals	0	0	2	0
School of Dentistry Totals		30	4	17	103




Comprehensive Degree Completions Report

Academic Year 2014

[Return to Contents](#)

School of Education

		Bachelors	Masters	Graduate Certificate	Educational Specialist	Doctoral - Research/Scholarship
Counsel and EducPsychology	Counseling & Guidance EDSP	0	0	0	5	0
	Counseling & Guidance MA	0	44	0	0	0
	Counseling Psychology PhD	0	0	0	0	6
	Health Prof Curr & Eval CT	0	0	1	0	0
	Counsel and EducPsychology Totals	0	44	1	5	6
Curriculum and Instruct Ldrshp	Curriculum & Instruction EDSP	0	0	0	1	0
	Curriculum & Instruction MA	0	52	0	0	0
	Early Childhood Education BA	20	0	0	0	0
	Elementary Education BA	34	0	0	0	0
	Language and Literacy MA	0	1	0	0	0
	Middle School Education BA	13	0	0	0	0
	Reading Education EDSP	0	0	0	4	0
	Reading Education MA	0	4	0	0	0
	Secondary Education BA	43	0	0	0	0
	Special Education MA	0	14	0	0	0
	Curriculum and Instruct Ldrshp Totals	110	71	0	5	0
Educ Ldr & Policy Fnd	Community College Ldrshp CT	0	0	2	0	0
	Education EdD	0	0	0	0	15
	Educational Administration EDS	0	0	0	25	0
	Educational Administration MA	0	37	0	0	0
	Educ Ldr & Policy Fnd Totals	0	37	2	25	15
English Language & Literature	Secondary Education BA	1	0	0	0	0
	English Language & Literature Totals	1	0	0	0	0
History	Middle School Education BA	1	0	0	0	0
	History Totals	1	0	0	0	0
School of Education Totals		112	152	3	35	21




Comprehensive Degree Completions Report

Academic Year 2014

[Return to Contents](#)

School of Graduate Studies

		Graduate Certificate	Doctoral - Research/Scholarship
Graduate Studies	College Tch & Career Prep - CT	2	0
	Interdisciplinary Studies PhD	0	55
	Graduate Studies Totals	2	55
School of Graduate Studies Totals		2	55




Comprehensive Degree Completions Report

Academic Year 2014

[Return to Contents](#)

School of Law

		Masters	Doctoral - Professional
Law General	Law JD	0	141
	Law LLM	14	0
	Taxation LLM	15	0
	Law General Totals	29	141
School of Law Totals		29	141




Comprehensive Degree Completions Report

Academic Year 2014

[Return to Contents](#)

School of Medicine

		Masters	Doctoral - Professional
Anesthesia Program	Anesthesia- MS	13	0
	Anesthesia Program Totals	13	0
Biomedical/Health Informatics	Bioinformatics - MS	8	0
	Biomedical/Health Informatics Totals	8	0
Medicine - General	Medicine-Md MD	0	90
	Medicine - General Totals	0	90
School of Medicine Totals		21	90




Comprehensive Degree Completions Report

Academic Year 2014

[Return to Contents](#)

School of Nursing & Health St

		Bachelors	Masters	Doctoral - Research/Scholarship
Nursing General	Health Sciences - BHS	35	0	0
	Nursing BSN	204	0	0
	Nursing MSN	0	130	0
	Nursing PhD	0	0	2
	Nursing Practice - DNP	0	0	12
	Nursing General Totals	239	130	14
School of Nursing & Health St Totals		239	130	14




Comprehensive Degree Completions Report

Academic Year 2014

[Return to Contents](#)

School of Nursing & Health St

		Bachelors	Masters	Doctoral - Research/Scholarship
Nursing General	Health Sciences - BHS	35	0	0
	Nursing BSN	204	0	0
	Nursing MSN	0	130	0
	Nursing PhD	0	0	2
	Nursing Practice - DNP	0	0	12
	Nursing General Totals	239	130	14
School of Nursing & Health St Totals		239	130	14



Comprehensive Degree Completions Report

Academic Year 2014

[Return to Contents](#)

School of Pharmacy

		Bachelors	Doctoral - Professional
Pharmacy - General	PHARM-DP	0	125
	Pharmaceutical Science BS	4	0
	Pharmacy - General Totals	4	125
School of Pharmacy Totals		4	125